

**Activity wheelchair with rigid framework,
suitable for teenagers and adults****Included in the base price:**

- Seat width, seat depth and back height without exchanging frame parts as standard grows with the patient, purchased parts may be necessary (depending on configuration)
- Straight or abducted frame
- Pneumatic or solid tyres
- Standard push handles (long)
- Adjustable seat and back cover
- Seat angle adjustable up to 120°
- Standard knee lever brake

Delivery address / Company stamp

Name:

Address:

Billing address: ☐ same as delivery address

Name:

Address:

Ordering information:Reference/
internal description:

Date:

Contact person:

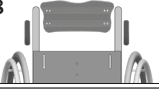
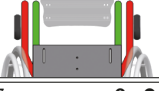
Signature:

☐ **Quotation**☐ **Order**

German aid index N° 18.50.03.6004

Weight capacity: 120 kg

Base price 3.120,- €Prices excl. VAT,
valid from 15.01.2024 and until further notice



Frame		Displacing the back tubes	
Leg/foot space	Frame height	for seat shell build (possible from seat depth 32)	
<input type="checkbox"/> Straight frame from SW28 	<input type="checkbox"/> Standard height	<input type="checkbox"/> Adapter to displace the back tubes by 4 cm back. (without seat and back cover, incl. seat supporting angle and stabilizing rod). With this, the seat depth becomes longer (distance front edge seat to back tube) by 4 cm and you gain more room toward the back for example, the build of a seat shell. Not possible in combination with the wheel base extension (N° 7601). In the spot seat depth DO NOT state the actual seat depth of the user, but the needed measurements for the user's seat depth PLUS the build of a seat shell. e.g.: actual seat depth of the user = 36 cm, build depth seat shell = 4 cm 36 cm + 4 cm = 40 cm, your indicated seat depth = 40 cm	
N° 596996 0,- €	N° 596992 0,- €		
<input type="checkbox"/> Abducted frame + 6 cm 	<input type="checkbox"/> XL height (frame height + 4 cm) Possible for seat depths: 44, 46, 48 and 50 cm		
N° 596997 0,- €	N° 596993 380,- €	N° 596995 240,- €	

Measures (Please note our information page „Configurations and Adjustments“ at the end of this order form)					
Seat width		Seat depth		Back height	
+ 4 cm extension each <input type="checkbox"/> 26 <input type="checkbox"/> 28 <input type="checkbox"/> 30 <input type="checkbox"/> 32 <input type="checkbox"/> 34 <input type="checkbox"/> 36 <input type="checkbox"/> 38 <input type="checkbox"/> 40 <input type="checkbox"/> 42		+ 4 cm extension each Frame size: <u>Sz. 2</u> <u>Sz. 3</u> <u>Sz. 4</u> <input type="checkbox"/> 28 <input type="checkbox"/> 34 <input type="checkbox"/> 40 <input type="checkbox"/> 30 <input type="checkbox"/> 36 <input type="checkbox"/> 42 <input type="checkbox"/> 32 <input type="checkbox"/> 38		back tube standard + 5 cm extension each <input type="checkbox"/> 25 (..25) <input type="checkbox"/> 30 (..30) <input type="checkbox"/> 35 (..35) <input type="checkbox"/> 40 (..40) The STANDARD BACK TUBES can be extended in 2.5 cm increments by max. 5 cm vertically offset. The REINFORCED BACK TUBES can be extended by 5 cm vertically offset.	
N° 10.. 0,- €		N° 11.. 0,- €		Lower leg length (LLL)	
<input type="checkbox"/> 44 <input type="checkbox"/> 46		Sz. 5: <input type="checkbox"/> 44 <input type="checkbox"/> 46 N° 11.. 180,- € Sz. XL: <input type="checkbox"/> 44 <input type="checkbox"/> 46 <input type="checkbox"/> 48 <input type="checkbox"/> 50 only possible with XL frame height		Real lower leg length of the user (LLL): _____cm Cushion thickness (CT) _____cm	
N° 10.. 180,- €		N° 11.. 0,- €		Degree of activity	
N° 12.. AC 99,- €		back tube reinforced + 5 cm extension each <input type="checkbox"/> 25 (..252) <input type="checkbox"/> 30 (..302) <input type="checkbox"/> 35 (..352) <input type="checkbox"/> 40 (..402) <input type="checkbox"/> 45 (..452) <input type="checkbox"/> 50 (..502) Recommended for increased pressure (e.g. Spasticity etc.).		Seat height	
				Seat height back: _____cm Seat height front: _____cm cf. table on p. 11	
PASSIVE ← <input type="checkbox"/> 1 <input type="checkbox"/> 2 <input type="checkbox"/> 3 <input type="checkbox"/> 4 → ACTIVE					
The degree of activity corresponds to the axle plate position on p.12 . The combination of certain components might cause restrictions; in this case the next possible degree of activity will be chosen.					

Frame colors and color anodization Design package			
Finish alternatives	Moderate metallic effect	Not metallic	Special colors (without additional charge, except for Nightblue)
<input type="checkbox"/> Shiny incl. <input type="checkbox"/> Matt Not possible with special colors!	<input type="checkbox"/> Cream white (17) <input type="checkbox"/> Brilliant Blue (08) <input type="checkbox"/> Zinc yellow (02) <input type="checkbox"/> Dark Blue (16) <input type="checkbox"/> Chrome yellow (06) <input type="checkbox"/> Dark Green (15) <input type="checkbox"/> Pure Orange (21) <input type="checkbox"/> Goblin Green (33) <input type="checkbox"/> Crimson (04) <input type="checkbox"/> Titan Grey (34) <input type="checkbox"/> Girly Pink (19) <input type="checkbox"/> King's Blue (32) <input type="checkbox"/> Pastel Blue (20)	<input type="checkbox"/> Black (31)	strong metallic effect: <input type="checkbox"/> Silver metallic (36) Coarse structured surface: <input type="checkbox"/> Coarse Black (27) Dormant colors: <input type="checkbox"/> Firered Dormant (45) <input type="checkbox"/> Violet Dormant (50) Dormant color with additional charge AC 90,- € <input type="checkbox"/> Nightblue Dorm. (47)
N° 1561 90,- €			

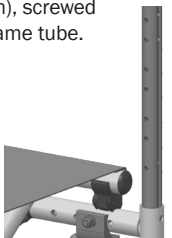
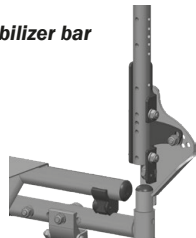
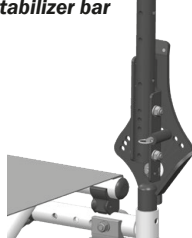

Design package color anodization (Color examples for anodized colors can be found on our website in the area equipment)		
<input type="checkbox"/> anodized Blue (01) <input type="checkbox"/> anodized Red (02) <input type="checkbox"/> anodized Green (03) <input type="checkbox"/> anodized Gold Orange (04) <input type="checkbox"/> anodized Violet (05)	The following parts are anodized: Assembly group caster (fork, caps, adapter, half shells, wheel spacer), handrims The design package ist only possible in the listed setting.	Restrictions: The handrims are only available in the design package anodized colors by choosing aluminum handrims. (not possible with stainless steel, Maxgrepp, PVC, double, nob or ergonomic handrims. Also not possible with wheels with profile handrims).
N° 1571.. CPD 295,- €		

Seat system




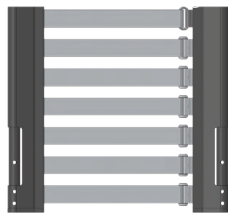
Nylon seat cover	Seat plate
<input type="checkbox"/> Adjustable strap system, black 	<input type="checkbox"/> Firm aluminum seat plate for optimized support of pelvic, firmly bolted 
N° 1913 0,- €	N° 1908 220,- €

Back unit

Back angle

<input type="checkbox"/> Standard back angle 90° , back tubes adjustable in height (max. 5 cm), screwed into the frame tube. 	<input type="checkbox"/> Back angle firmly adjustable with screwing from 80°-105°, incl. stabilizer bar 	<input type="checkbox"/> Back angle adjustable with raster and completely stowable, incl. stabilizer bar 	<input type="checkbox"/> Back angle steplessly adjustable by 30° with gas pressure device, incl. stabilizer bar (from BH 35). Extendable push handles and anti tipper required! Not with N° 597498 (shifting of the gravity center) Not approved for transportation in a passenger vehicle! Not in combination with Standard back cover N° 6710 Desk side guards and long side guards are not detachable or swiveling outwards. 
N° 6237 0,- €	N° 6231 200,- €	N° 6109 285,- €	N° 6107 560,- €

Curved back plate Cavity 50 mm only from SW 28 cm

Model 1	Model 2	Model 3	Back cover
Firm curved back plate, BH+2 cm; cavity: <input type="checkbox"/> 15 mm (..015) <input type="checkbox"/> 30 mm (..030) <input type="checkbox"/> 50 mm (..050) 	Firm curved back plate, BH+10 cm; cavity: <input type="checkbox"/> 15 mm (..115) <input type="checkbox"/> 30 mm (..130) <input type="checkbox"/> 50 mm (..150) BH+20 cm; cavity: <input type="checkbox"/> 15 mm (..215) <input type="checkbox"/> 30 mm (..230) <input type="checkbox"/> 50 mm (..250) 	Firm curved back plate, BH+5 cm; cavity: <input type="checkbox"/> 15 mm (..315) <input type="checkbox"/> 30 mm (..330) <input type="checkbox"/> 50 mm (..350) BH+10 cm; cavity: <input type="checkbox"/> 15 mm (..415) <input type="checkbox"/> 30 mm (..430) <input type="checkbox"/> 50 mm (..450) 	<input type="checkbox"/> Adjustable strap system, incl. breathable cushion (thickness 2 cm) in chosen cover color (page 3). 
Straight upper edge, 2 cm higher than back height. N° 693.. 315,- €	Straight upper edge, 10 or 20 cm higher than back height. N° 693.. 399,- €	Curved upper edge, 5, 10 or 15 cm higher than back height. N° 693.. 399,- €	N° 6703.. 0,- €

Back extension

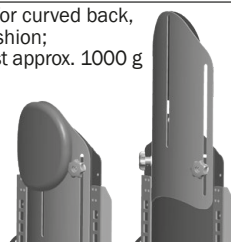
for curved back plate

☐ Back extension by up to 17.5 cm for curved back, retractable, with removable head cushion; Weight saving compared to a headrest approx. 1000 g

Only in combination with curved back plate.

Not possible with head rest (N° 6861..).

Not approved as a headrest for motor vehicle transport.



N° 686069

299,- €

Restrictions

Model 1: only from BH 35 cm

Model 2: Not possible

Model 3: only from BH30 with BH+5 cm

Fitting set

for solid back

☐ Bracket set, suitable for mounting a fixed back made by a specialist retailer



N° 692598

160,- €

Connection

for back shell

Back shell connection, black, can be clamped to the stabilizer bar

- ☐ 1 Piece **up to max SW28**
☐ 2 Pieces **neccessary from SW30**



N° 696401

44,- €/Pcs

Back system

Stabilizer bar

☐ **Stabilizer bar** for a higher stability of the back

Recommended with strap system N° 6703



N° 6408

65,- €

Seat cushion (All covers with zipper and changeable)

Without cushion / cover	Seat cushion		Anatomical cushion
<input type="checkbox"/> WITHOUT cushion (please mark if no pillow is required)	Synthetic foam for firm comfortable seating <input type="checkbox"/> 3 cm (..03) <input type="checkbox"/> 5 cm (..05)	Pressure relief cushion for medium-soft seating <input type="checkbox"/> 3 cm (..03) <input type="checkbox"/> 5 cm (..05)	<input type="checkbox"/> Anatomically formed, with slight abduction, changeable cover (The thickness of the cushion at the front is 5-6 cm, depending on the size of the cushion) (<i>special construction</i>)
N° 998002	N° 80 .. 105,- €	N° 81 .. 135,- €	N° 891002 CPD 499,- €
<input type="checkbox"/> WITHOUT cover Seat cushion / anatomical cushion without cover	<input type="checkbox"/> Additional cover for seat cushions as configured		<input type="checkbox"/> Additional cover for anatomical cushion
N° 998001 ./ 30,- €	N° 8201 85,- €		N° 891003 CPD 186,- €
	<input type="checkbox"/> incontinence cover for seat cushion		<input type="checkbox"/> Incontinence cover for anatomical cushion
	N° 86.. 105,- €		N° 891004 CPD 190,- €

Back cushion (all covers with zipper and changeable)

Without back cushion / cover	Standard cushion	Anatomical back cushion
<input type="checkbox"/> NO back cushion (please tick if no cushion is required)	<input type="checkbox"/> Standard cushion for curved back plate . 3 cm thick, with zipper,	Anatomically formed, incl. changeable cover. cavity: <input type="checkbox"/> 3 cm (..04) <input type="checkbox"/> 5 cm (..06) Only in combination with the appropriate curve depth of the selected curved back plate. Not possible with adjustable strap system N° 6703.. Special construction
N° 998502	N° 8517 165,- €	N° 8911.. CPD 299,- €/Pcs
<input type="checkbox"/> WITHOUT cover back cushion / anatomical back cushion without cover	<input type="checkbox"/> Additional cover for back cushion as configured.	<input type="checkbox"/> Additional cover for anatomical back cushion
N° 998501 ./ 30,- €	N° 8501 85,- €	N° 891110 CPD 155,- €/Pcs

Choice of Trevira cover colors for seat cushion / anat. seat cushion / back cushion / anat. back cushion

Please choose the color of the selected covers:

☐ black (30)
 ☐ grey (31)
 ☐ nightblue (32)
 ☐ ultramarine blue (33)
 ☐ petrol (34)
 ☐ applegreen (35)
 ☐ burgundy (36)
 ☐ red (37)
 ☐ pink (38)



N° 80.. (seat cushion / anat. seat cushion) N° 85.. (back cushion / anat. back cushion) N° 6703.. (adjustable back cover)

Side guards and arm rests

Standard side guards WITH clothes guards	Desk side guard	Arm rests (Standard / Desk)	Clothes guard for Desk side guard
<input type="checkbox"/> Corrugated aluminum, screwed, adjustable in height, with synthetic clothes guard <i>incl. insulation protection pads</i>	<input type="checkbox"/> for driving under tables etc., foldable backwards, inward swivelling and detachable, aluminum In combination with gas pressure spring back angle (6107), screwed side guards Only from SD 34	<input type="checkbox"/> with pad, 24 cm long, screwed, adjustable in height. Suitable for all side guards, except for long side guard	<input type="checkbox"/> Clothes guard, black, for desk side guard, screwed Only for N° 4610, not with arm rests
N° 5024 170,- €/P	N° 4610 190,- €/P	N° 452600 220,- €/P	N° 461001 132,- €/P
Standard side guards WITHOUT clothes guards	Long Side guard	Long arm rests	Raster arm rests (Desk / Long)
<input type="checkbox"/> Corrugated aluminum, screwed, adjustable in height <i>incl. insulation protection pads</i>	<input type="checkbox"/> Foldable backwards, swingable backwards and detachable, aluminum In combination with gas pressure spring back angle (6107), screwed side guards Only from SD 34	<input type="checkbox"/> with pad, 37 cm long, screwed, adjustable in height. Only suitable for long side guard N° 4611 Only from SD 34	<input type="checkbox"/> with pad, 24 cm long, with raster adjustable in height. Only suitable for desk side guard and long side guard
N° 4525 0,- €/P	N° 4611 190,- €/P	N° 452507 220,- €/P	N° 452506 240,- €/P

Specification of lower leg length (LLL) / Cushion thickness / Distance


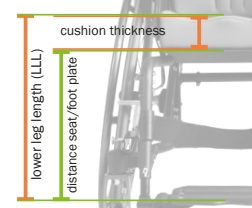

Specify:

Lower leg length (LLL)



Specify:

Cushion thickness

Result: **Wheelchair dimensions** Distance upper edge of the seat and the upper edge of the footplate - Cushion thickness

All measurements in cm

Lower leg length:

Specification of the distance in cm between the hollow of the knee and the sole of the foot at a 90° knee position angle

Thickness seat cushion:

Indication of the thickness of the planned seat cushion

Wheelchair Dimensions:

Distance from the upper edge of the seat to the upper edge of the footrest in cm (without taking into account the thickness of the seat cushion). From your information regarding the lower leg length and thickness of the seat cushion, we calculate the distance from the top edge of the seat to the top edge of the footrest and mount this on the leg support you have chosen.


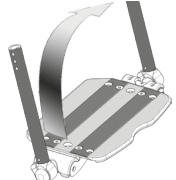





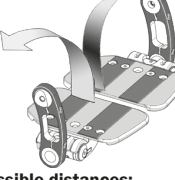
Example:

Your information: LLL = 38 cm, seat cushion thickness = 5 cm

Manufacturer assembly: In this example, SORG mounts the footrest at a distance of 33 cm from the footrest.

Leg support with foot rest

Possible distances **Upper edge of the seat to upper edge of the foot plate (without considering the seat cushion thickness). You can find the respective information behind Standard frame height / XL-frame height.**

Leg support Model 1	Leg support Model 2	Leg support Model 4	Leg support Model 5	Leg support Model 6
Undivided footplate Adjustable in height, depth and angle	Undivided footplate, hinged sideways Adjustable in height, depth and angle	Divided footplate, hinged sideways Adjustable in height, depth and angle	Undivided footplate, hinged sideways, additionally hinged outwards Adjustable in height, depth and angle	Undivided footplate, hinged backwards, two hinges, foot plate depth 150mm Adjustable in height, depth and angle Only in combination with SeatFix N°1908
<input type="checkbox"/> Model 1 - External mounting 	<input type="checkbox"/> Model 2 - External mounting 	<input type="checkbox"/> Model 4 - External mounting 	<input type="checkbox"/> Model 5 - External mounting 	<input type="checkbox"/> Model 6 - Central mounting 
Possible distances: Standard frame height: 29 - 49 cm XL - frame height: 33 - 52 cm	Possible distances: Standard frame height: 29 - 49 cm XL - frame height: 33 - 52 cm	Possible distances: Standard frame height: 29 - 49 cm XL - frame height: 33 - 52 cm	Possible distances: Standard frame height: 29 - 49 cm XL - frame height: 33 - 52 cm	Possible distances: Standard frame height: 15 - 49 cm XL - frame height: 15 - 52 cm
N° 404001 0,- €	N° 404002 130,- €	N° 404005 220,- €	N° 404004 250,- €	N° 400803 210,- €
<input type="checkbox"/> Model 1 - internal Mounting 	<input type="checkbox"/> Model 2 - Internal Mounting 	<input type="checkbox"/> Model 4 - Internal mounting 		
Possible distances: Standard frame height: 2,5 - 28 cm XL - frame height: 6,5 - 32 cm	Possible distances: Standard frame height: 2,5 - 28 cm XL - frame height: 6,5 - 32 cm	Possible distances: Standard frame height: 2,5 - 28 cm XL - frame height: 6,5 - 32 cm		
N° 403901 0,- €	N° 403902 130,- €	N° 403905 220,- €		

Leg support options

Heel cups	Belts for heel cups	Locking mechanism
Heel cups, aluminum black for mounting on foot plate <input type="checkbox"/> size 1 12,5 x 8 cm (...31) <input type="checkbox"/> size 2 14,5 x 10 cm (...32) <input type="checkbox"/> size 3 16,5 x 12 cm (...33)	<input type="checkbox"/> Matching belts to the selected heel cups (N° 4020..)	<input type="checkbox"/> Locking mechanism for leg support models with undivided foot plate
N° 4020.. 78,- €/P	N° 402015 108,- €/P	N° 403910 80,- €

Push handles and push bars


Standard Push handles		Extendable push handles		Push bars
<input type="checkbox"/> Long handle (see on the pictures), firm, 4 cm above back height		Shape: Straight <input type="checkbox"/> 15 cm (..01) <input type="checkbox"/> 25 cm (..02)		<input type="checkbox"/> extendable by 20 cm, adjustable in angle Synthetic joint up to Seat width 30
N° 623701	0,- €	Cranked <input type="checkbox"/> 15 cm (..05) <input type="checkbox"/> 25 cm (..06)		N° 6534 425,- €
<input type="checkbox"/> Short handle (see on the pictures) 4 cm above back height Not in combination with drum brake!		<input type="checkbox"/> Extendable push handle with short handle (cf. on the left) Not in combination with drum brake!		<input type="checkbox"/> extendable by 20 cm, adjustable in angle Steel joint from Seat width 32
N° 623703	30,- €/P	N° 65.. 264,- €/P		N° 6532 425,- €
long handle (11 cm)	short handle (7 cm)	long handle (11 cm)	short handle (7 cm)	Bow handle shape: Trapeze shape up to SW 38 90°-shape from SW 40

Brakes			Brake lever extensions	
Knee lever brake	Single-hand brake	Drum brake	Straight 6 cm	Cranked 12 cm
<input type="checkbox"/> Standard	Knee lever brake with single hand control Mounting <input type="checkbox"/> left (..01) <input type="checkbox"/> right (..02)	<input type="checkbox"/> for standard-, profile handrim or lightweight wheels (N° 21..30/31/81), incl. brake lever for attendant	<input type="checkbox"/> straight, 6 cm long <input type="checkbox"/> with top cover	<input type="checkbox"/> cranked, 12 cm long <input type="checkbox"/> with top cover
<input type="checkbox"/> lockable in activated or deactivated position			<input type="checkbox"/> straight, 6 cm long <input type="checkbox"/> with ball knob <input type="checkbox"/> mit Golfball knob	<input type="checkbox"/> cranked, 12 cm long <input type="checkbox"/> with ball knob <input type="checkbox"/> mit Golfball knob
N° 3525 0,- €	N° 3509.. 336,- €/P	N° 220036 325,- €	N° 3510 58,- €/P	N° 3515 68,- €/P
N° 3513 190,- €/P	Roll-back blocking		Bowden cable brake	
<input type="checkbox"/> Pull to lock In contrast to the standard knee lever brake, the pull to lock is operated by pulling.	<input type="checkbox"/> Averts automatically the risk of rolling backwards without affecting forward movements Recommended for a user weight up to max. 90 kg A knee lever brake function is included with the rollback blocking! It is not possible to select an additional knee lever brake.	<input type="checkbox"/> integrated in activity side panels Not possible with wheelbase extension N° 7601	<input type="checkbox"/> Cover <input type="checkbox"/> Ball knob <input type="checkbox"/> Golfball knob	
N° 3529 70,- €/P	N° 3526 CPD 350,- €/P	N° 3531 240,- €/P		

Wheel size and wheel camber

Wheel size	Wheel camber	
Size in inches <input type="checkbox"/> 22" <input type="checkbox"/> 24" <input type="checkbox"/> 26" (N° 212601) AC 180,- €/P	Wheel camber (Standard wheels) <input type="checkbox"/> 0° <input type="checkbox"/> 2° <input type="checkbox"/> 5° <input type="checkbox"/> 8° <input type="checkbox"/> 11°	Wheel camber (drum brake) <input type="checkbox"/> 2° (not recommended) <input type="checkbox"/> 5° <input type="checkbox"/> 8°
0,- €	0,- €	0,- €

Wheels




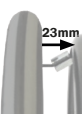




Rear wheel Standard	Rear wheel with profile handrim	Lightweight wheel with standard hub	Lightweight wheel with drum brake hub	Double handrim (not possible with 26"-wheels)
<input type="checkbox"/> All-round wheel, silver Additional weight of approx. 500g/wheel compared to lightweight wheels	<input type="checkbox"/> Standard wheel, silver, with closed, rubberized, black handrim grip profile. Unity of rim and handrim, reduces the risk of injury to the fingers. Additional weight compared to lightweight wheels: approx. 1400g per pair. Additional weight compared to standard wheels: approx. 900g per pair. 	<input type="checkbox"/> with standard hub , very lightweight, incl. black aluminum handrim Weight reduction of approx. 500g/pair compared to standard wheels THE STANDARD HUB IS INCOMPATIBLE WITH THE DRUM BRAKE (N° 220036)! No flat free tyres possible for 26" wheels.	<input type="checkbox"/> with drum brake hub , incl. black aluminum handrim Only in combination with drum brake (N° 220036) (mind Additional Charge) Weight reduction (configuration-dependent) of up to 1.1 kg/pair compared to standard drum brake wheels Not possible with 26"-wheels Package price for lightweight wheels incl. drum brakes and brake lever for the attendant 455,- €/pair	with standard hub and double handrim, Only up to 5° camber Mounting <input type="checkbox"/> left <input type="checkbox"/> right N° 2614 1099,-€ with drum brake hub and double handrim Mounting <input type="checkbox"/> left <input type="checkbox"/> right N° 2615 1.199,-€ <input type="checkbox"/> Handrim for opposite site N° 261435 153,-€ Distance of handrims¹ <input type="checkbox"/> standard 18mm (...11) <input type="checkbox"/> tight 9mm (...12)
N° 21..30 0,- €	N° 21..32 96,- €/P	N° 21..76 160,- €/P	N° 21..81 130,- €/P	N° 26.. 0,- €

¹ Double handrim, distance of handrims **tight**: Not in combination with handrim cover or coated handrim.

Tyres

Title	Item-N°	Price	Examples:
<input type="checkbox"/> Pneumatic Standard „Right Run“ 1"	1 N° 20..13	0,- €	
<input type="checkbox"/> Pneumatic Standard 1 3/8"	2 N° 20..21	0,- €	
<input type="checkbox"/> Pneumatic Performance „Marathon Plus“ 1" Only for 22" und 24" wheels	3 N° 20..12	74,- € / P	
<input type="checkbox"/> Solid standard tyres 1"	4 N° 23..11	0,- €	
<input type="checkbox"/> Solid standard tyres 1 3/8" 1 3/8" tyres not possible with lightweight wheels and 26" wheels!	5 N° 23..21	0,- €	


Handrims (Not for wheels with Profile handrims)

Standard handrim (Please choose type of installation AND material)				Mounting very closely to rim	
Mounting type: <input type="checkbox"/> Standard / tight <input type="checkbox"/> Standard / wide <input type="checkbox"/> High / tight <input type="checkbox"/> High / wide } Not possible on lightweight wheels with drum brakes and with 26" wheels.		 Handrim assembly Standard / tight		 Handrim assembly High / tight	
Material: <input type="checkbox"/> Stainless steel (..01) <input type="checkbox"/> Alu, silver anodized (..75)		 Handrim assembly Standard / wide		 Handrim assembly High / tight	
N° 30.. 0,- €				N° 3015 CPD 142,-€	
PVC	Ergonomic	Maxgrepp ORIGINAL	Maxgrepp ERGO-PARA	Design handrim	
<input type="checkbox"/> Handrim coated with black PVC, (Tetra Grip) 	<input type="checkbox"/> Handrim with ergonomic handrim profile, black anodized with integrated rubber grip  Only for 24" and 26"	<input type="checkbox"/> Handrims with a soft foam rubber coating. <i>Suitable for quadriplegics and wheelchair users with weakened hand function.</i> 	<input type="checkbox"/> Handrims for pushing with heel of the hand (soft surface), 	<input type="checkbox"/> Aluminum handrims coated in frame color color number: _____ The color numbers can be found next to the frame colors on page 1. Without specifying a color number, the selected frame color is used for coating. Anodized colors only possible in the design package.	
N° 33.. 368,- €/P	N° 342424 420,- €/P	N° 341501.. 460,- €/P	N° 34.. 490,- €/P	N° 303000 TD 70,-€/P	





Handrim options			
Silicone cover for STANDARD handrim	Silicone cover for DOUBLE handrim	PVC cover for double handrim	
Detachable silicone cover, black (soft surface), <input type="checkbox"/> for lightweight wheel (..05) <input type="checkbox"/> for standard wheel (..20 - ..24)	Detachable silicone cover, black <input type="checkbox"/> for inside rim <input type="checkbox"/> for outside rim <input type="checkbox"/> for opposing side Not in combination with double handrim distance tight N° 2612 Not with double handrims 20"	<input type="checkbox"/> Handrim coating for double handrim, both handrims (inside and outside), coated with black PVC	
		N° 262402 355,- €	
		<input type="checkbox"/> Handrim coating for opposing side of the double handrim, coated with black PVC	
N° 32..	156,- €/P	N° 3205	78,- €/Pcs
		N° 262401	195,- €

Spoke cover	Design spoke covers		
Transparent	Design spoke covers Please specify the desired model of the corresponding manufacturer:		
<input type="checkbox"/> transparent (..00)	<input type="checkbox"/> www.speichen-schutz.de	<input type="checkbox"/> www.wheelchairgadgets.com	
N° 25..	172,- €/P	N° 25..26	TD 180,- €
		N° 25..27	TD 180,- €

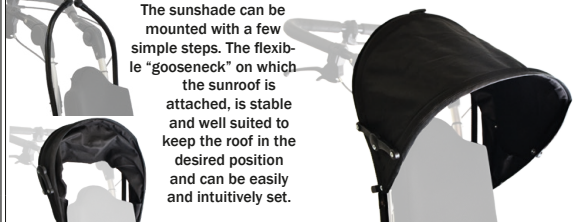
Caster wheels				
Standard PU	Standard solid rubber	Standard pneumatic	Design PU	Design solid rubber
Polyurethan: <input type="checkbox"/> 4" (2812) <input type="checkbox"/> 5" (2805) <input type="checkbox"/> 6" (2803)	Solid rubber: <input type="checkbox"/> 4" (2804) <input type="checkbox"/> 5" (2809) <input type="checkbox"/> 5.5" (2802) <input type="checkbox"/> 6" (2811) <input type="checkbox"/> 7" (2813)	Pneumatic, grey: <input type="checkbox"/> 6" (2808) <input type="checkbox"/> 7" (2807)	Polyurethane, transparent, with LEDs: <input type="checkbox"/> 4" (2820) <input type="checkbox"/> 5" (2834)	Solid rubber black, with alu rim <input type="checkbox"/> 4" (2835) <input type="checkbox"/> 5" (2836) <input type="checkbox"/> 6" (2838)
0,- €	0,- €	0,- €	0,- €	0,- €



Caster forks				Steering options	
Standard aluminum		Design aluminum	Hemi-Adapter	Track fixation	Locking
<div><input type="checkbox"/> Alu fork, black anodized</div> <div></div>		<div><input type="checkbox"/> Aluminum fork coated in frame color</div> <div>color N°: _____</div> <div>The color numbers can be found next to the frame colors on page 1.</div> <div>Without specifying a color number, the selected frame color is used for coating.</div> <div>Anodized colors are only possible in the design package.</div>	<div>to reduce the front seat height</div> <div>around <input type="checkbox"/> 25 mm (..40) (only in combination with 5" caster wheel)</div> <div>around <input type="checkbox"/> 40 mm (..41)</div> <div>See table p. 11</div>	<div><input type="checkbox"/> Caster wheel track fixation (straight)</div>	<div><input type="checkbox"/> Locking mechanism for track fixation</div>
N° 2826 0.- €		N° 2829 TD 70.- €/P	N° 2805.. 140.- €/P	N° 2851 166.- €/P	N° 2850 208.- €/P

Frame options

Anti tipper	Outdoor-Front-End	Splash guard	Baggage holder
<p>Swingaway installation</p> <p>Mounting</p> <p><input type="checkbox"/> left <input type="checkbox"/> right</p> <p><input type="checkbox"/> pair</p> 	<p><input type="checkbox"/> Outdoor Front End, adjustable in width and length, facilitates significantly active and passive driving on soft or rough surfaces, incl. mounting aid</p> 	<p><input type="checkbox"/> Splash guard for Outdoor Front End, made of plastic</p> 	<p><input type="checkbox"/> Transport aid, aluminum, mounted on leg support</p> 
N° 7215 139,- €/Pcs	N° 599520 CPD 479,- €	N° 59951212 CPD 85,- €	N° 910110 99,- €


Sun shade




<p>The sunshade can be mounted with a few simple steps. The flexible "gooseneck" on which the sunroof is attached, is stable and well suited to keep the roof in the desired position and can be easily and intuitively set.</p> 	<p><input type="checkbox"/> Size 1 (only up to SW38) variably adjustable sun shade, in black</p> <p>Usable height (from the top edge of the seat plate/seat cover to the apex) = selected back height + 40 cm</p> <p>Example: BH 30 + 40 cm = 70 cm</p>	<p><input type="checkbox"/> Size 2 (just from SW40) variably adjustable sun shade, in black</p> <p>Usable height (from the top edge of the seat plate/seat cover to the apex) = selected back height + 55 cm</p> <p>Example: BH 30 + 55 cm = 85 cm</p>	<p><input type="checkbox"/> Extension set</p> <p>Increasing the usable amount of the Sun shade by 14 cm.</p>
	N° 910301 TD 250,-€	N° 910302 TD 290,-€	N° 910305 TD 58,- € / Set


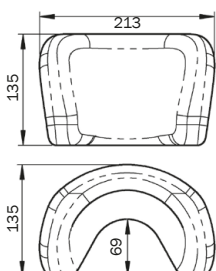

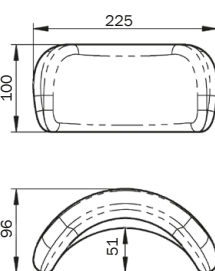

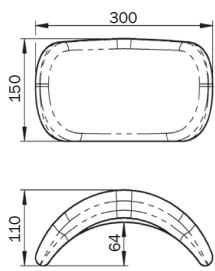
Wheel base extension	Step tube	Crutch holder
<p><input type="checkbox"/> Wheel base extension approx. 10 cm to the back</p> <p>Not possible with bowden cable brake N° 3531</p>	<p>Mounting</p> <p><input type="checkbox"/> left <input type="checkbox"/> right</p> <p><input type="checkbox"/> pair</p> 	<p>Mounting</p> <p><input type="checkbox"/> left <input type="checkbox"/> right</p> <p><input type="checkbox"/> pair</p> 
N° 7601 274,- €	N° 7400 74,- €/Pcs	N° 7101 44,- €/Pcs







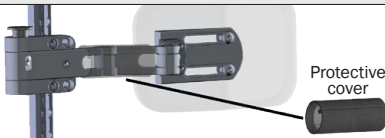

Therapy tables

Adjustable in height and distance, plugged under arm rests on both sides. **Arm pads required!**

Article name	Example:	Article-N°	Price
<input type="checkbox"/> Therapy table Acrylic glass Size 1 (45 x 36 cm)		N° 920710	325,- €
<input type="checkbox"/> Therapy table Acrylic glass Size 2 (59 x 45 cm)		N° 920711	340,- €
<input type="checkbox"/> Therapy table Acrylic glass Size 3 (70 x 50 cm)		N° 920712	370,- €
<input type="checkbox"/> Therapy table Beech wood Size 1 (50 x 40 cm)		N° 920713	340,- €
<input type="checkbox"/> Therapy table Beech wood Size 2 (60 x 50 cm)		N° 920714	380,- €







Standard head rests			
Measures in mm (all measures ± 10mm)			
Article name		Article-N°	Price
<input type="checkbox"/> Standard head rest model 1 (shell-shaped small) including connection to stabilizer bar		1 N° 686121	375,- €
<input type="checkbox"/> Standard head rest model 3 (curved small) including connection to stabilizer bar		2 N° 686123	375,- €
<input type="checkbox"/> Standard head rest model 4 (curved large) including connection to stabilizer bar		3 N° 686124	375,- €
<input type="checkbox"/> Headrest cover, washable and changeable made of Trevira fabric Please specify a color and the two-digit color number (see page 3 at color choice of upholstery fabrics Trevira. If no color is specified, the color of the seat / back cushions is used. Color and Color number:		Example:  Rear view  Front view N° 686050	89,- €
<input type="checkbox"/> Head rest holder for mounting on stabilizer bar for example for mounting headrests from other manufacturers Only select for non-SORG headrest		 N° 68600890	39,- €

<div>1 Model 1</div>  	<div>2 Model 3</div>  	<div>3 Model 4</div>  
--	--	---


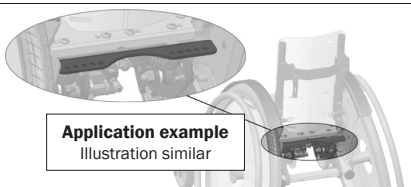
Lateral support (from back height 30 with extendable push handles, from back height 35 with standard push handles)					
Article name			Article-N°	Price	
Pad for pad holder Size 1					
<input type="checkbox"/> Pad 10 x 7 cm (incl. cover)	 10x7cm	 10x9cm	 12x9cm	N° 68590104	CPD 116,- €/P
<input type="checkbox"/> Pad 10 x 9 cm (incl. cover)				N° 68590105	
<input type="checkbox"/> Pad 12 x 9 cm (incl. cover)				N° 68590106	
Pad for pad holder Size 2					
<input type="checkbox"/> Pad 12 x 9 cm (incl. cover)	 12x9cm	 15x10cm	 18x13cm	N° 68590206	CPD 116,- €/P
<input type="checkbox"/> Pad 15 x 10 cm (incl. cover)				N° 68590204	
<input type="checkbox"/> Pad 18 x 13 cm (incl. cover)				N° 68590205	
Lateral support holder, adjustable					
<input type="checkbox"/> Adjustable holder for lateral support, incl. linkage and protective cover	 Protective cover			N° 68590200	CPD 420,- €/P
Without pad					
<input type="checkbox"/> Extension joint for foldable pad holder				N° 68590115	CPD 124,- €/P
Extension for:					
Holder Size 1 (3,8cm) Holder Size 2 (5,5cm)					

Positioning belts

Article name	Article-N°	Price
<input type="checkbox"/> 2-Point pelvic belt with PLASTIC fastener, incl. mounting material for self attachment	1 N° 780590	140,- €
<input type="checkbox"/> 2-Point pelvic belt with METAL fastener, incl. mounting material for self attachment	2 N° 780591	155,- €
<input type="checkbox"/> 4-Point pelvic belt with PLASTIC fastener, incl. mounting material for self attachment	3 N° 780592	180,- €
<input type="checkbox"/> 4-Point pelvic belt with METAL fastener, incl. mounting material for self attachment	4 N° 780593	195,- €
<input type="checkbox"/> Protection cap for pelvic belt with metal fastener (see N° 780591 oder N° 780593) Makes independent opening for the patient difficult.	5 N° 78050210	19,- €
<input type="checkbox"/> Chest-shoulder belt without zipper, incl. mounting material for self attachment	6 N° 781010	199,- €









Belt holder

Upper belt holder	Lower belt holder
<input type="checkbox"/> for attaching positioning belts, incl. connection for square tube A headrest with a square tube is required to install the belt holder 	<input type="checkbox"/> for the attachment of 2-point/4-point and/or chest-shoulder belts. Not with seat cover 
N° 780130	N° 782000
95,- €	59,- €


Abduction wedges Not with seat cover

Article name	Article-N°	Price
<input type="checkbox"/> abduction wedge, incl. holder and pad, Size S	N° 1952	209,- €
<input type="checkbox"/> abduction wedge, incl. holder and pad, Size M	N° 1953	209,- €
<input type="checkbox"/> abduction wedge, incl. holder and pad, Size L	N° 1954	209,- €
<input type="checkbox"/> Holder for abduction wedge (without pad)	N° 1951	165,- €



Foot fixation

Article name	Article-N°	Price
<input type="checkbox"/> with Velcro/fleece fastener and guide roller, Size. 1	N° 781201	199,- €
<input type="checkbox"/> with Velcro/fleece fastener and guide roller, Size. 2	N° 781202	199,- €
<input type="checkbox"/> with Velcro/fleece fastener and guide roller, Size. 4	N° 781203	199,- €



Transport brackets

Compatibility with electrical drive systems or Outdoor-Front-End	Transport brackets
<p>Please tick appropriate box if number N° 585069.. was selected (Without ticking an appropriate box, delivery will be without compatibility to additional systems):</p> <p><input type="checkbox"/> Outdoor-Front-End (restraint brackets at the front)</p> <p><input type="checkbox"/> Neither</p> <p>Restraint brackets must be replaced by a subsequent fitting of an Outdoor-Front-End to the wheelchair</p>	<p>Transport brackets (4 pieces) for transportation in a handicapped accessible passenger car</p> <p>CRASH TESTED ISO 7176-19</p> <p><input type="checkbox"/> Standard frame height (..20)</p> <p><input type="checkbox"/> XL frame height (..21)</p>
N° 585069..	CPD 380,- €

Electric drives and systems

Recommendations	Provider	Information
<p>1. For all possible drives and systems we recommend casters of 6" or higher.</p> <p>2. Please regard the respective mounting possibilities and specifications given on the homepages indicated on the right.</p>	<p>for example www.aat-online.de or www.alber.de</p>	<p>Restrictions and adjustments to the installation and the final configuration of the wheelchair are the responsibility of the providers of the additional systems.</p>

Configurations and Adjustments

All specifications $\pm 5\%$

Seat depth	Frame	Rear wheel size								Caster size				
		20 x 1	20 x 1 3/8	22 x 1	22 x 1 3/8	24 x 1	24 x 1 3/8	26 x 1	26 x 1 3/8	4"	5"	5,5"	6"	7"
26 - 32 cm	Size 2	✓	✓	✓	✓	✓	!	✗	✗	✓	✓	✓	✓	✗
34 - 38 cm	Size 3	✓	✓	✓	✓	✓	✓	✗	✗	✓	✓	✓	✓	✗
40 - 42 cm	Size 4	✓	✓	✓	✓	✓	✓	!	!	✓	✓	✓	✓	!
44 - 46 cm	Size 5	✓	✓	✓	✓	✓	✓	✓	✓	✓	✓	✓	✓	!
44 - 50 cm	XL frame height	✗	✗	✗	✗	✓	✓	✓	✓	✗	!	✓	✓	✓



Combination possible



Possible with restrictions



Combination not possible

Configurations and Adjustments

Axle plate bore holes alter the seat height by ± 2 cm each.

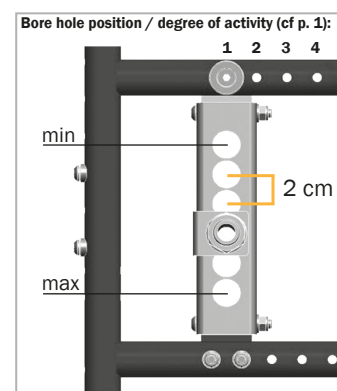
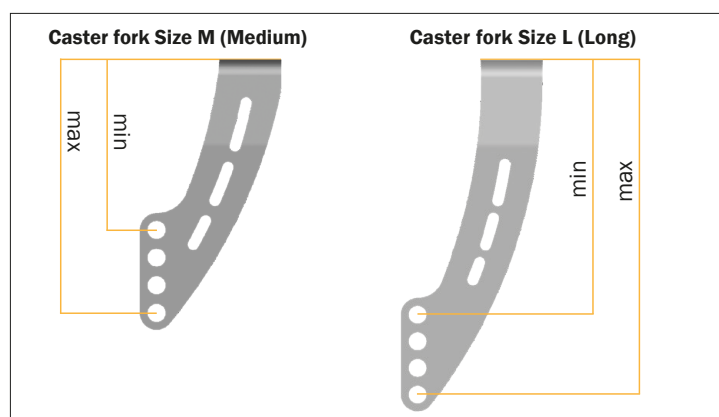
All specifications measured **WITHOUT** cushions!

The mounting of a short or a long caster fork depends on the desired measures indicated above.

Lower leg length: The maximal LLL possible results from the formula „chosen seat height front minus steering wheel diameter“. Larger LLL are possible dependent on the chosen seat depth, the size and position of the rear wheels and the depth adjustment of the foot rest. The setting range for the „internal mounting“ of the leg support is LLL 0-32 cm, for external mounting LLL 30-49 cm.

Please note: When using the Hemi-Adapter (N ° 280540/41) for the caster connection, the values for the front seat height of the table below are reduced by 2.5 and 4 cm, respectively. **Please also note the possible rear seat height.**

All specifications ± 5 %



Seat height front (Caster fork)
(without seat inclination)

	Standard frame height				XL frame height (from SD 44)	
	min. up to SD 32	from SD 34	max. up to SD 32	from SD 34	min.	max.
Caster/ caster fork						
4" (ø 10 cm) AG/ m	37.5	39.5	41.5	43.5	-	-
4" (ø 10 cm) AG/ l	41.5	43.5	45.5	47.5	-	-
5" (ø 12,5 cm) AG/ m	39	41	43	45	-	-
5" (ø 12,5 cm) AG/ l	43	45	47	49	-	-
5,5" (ø 14 cm) AG/ m	41	43	43.5	45.5	-	-
5,5" (ø 14 cm) AG/ l	43.5	45.5	47.5	49.5	43.5	53.5
6" (ø 15 cm) AG/ m	41.5	43.5	44	46	47.5	50
6" (ø 15 cm) AG/ l	44	46	48	50	50	54
7" (ø 17,5 cm) AG/ m	44	46	45.5	47.5	50	51.5
7" (ø 17,5 cm) AG/ l	45.5	47.5	49.5	51.5	51.5	55.5

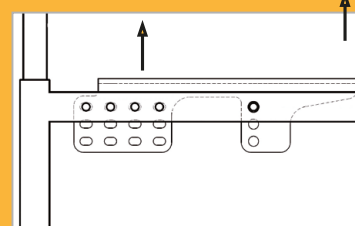
Seat height back
(without seat inclination)

	Standard frame height			XL frame height (from SD 44)	
	min.	max. from SD 32	max. to SD 34	min.	max.
Rear wheel					
20" x 1"	32	42	44	-	-
20" x 1 3/8"	33	43	45	-	-
22" x 1"	34	44	46	-	-
22" x 1 3/8"	35	45	47	-	-
24" x 1"	36.5	46.5	48.5	41	52
24" x 1 3/8"	37.5	47.5	49.5	42	53
26" x 1"	39	-	51	43	55
26" x 1 3/8"	40	-	52	44	56

Note:

Seath depth	Frame	Difference SH front - SH back (with seat inclination of 5°)
22 - 26 cm	Size 1	2 cm
28 - 32 cm	Size 2	2.5 cm
34 - 38 cm	Size 3	3 cm
40 - 42 cm	Size 4	3.5 cm
44 - 46 cm	Size 5	4 cm
44 - 50 cm	XL frame height	4.5 cm

By changing the position of the seat support frame the seat height can be increased by 1.5 or 3 cm.



Notes:

To see the latest versions of our order forms, please visit www.sorgrollstuhltechnik.de/download-portal

piece - pcs	seat width - SW	lower leg length - LLL
pair - P	seat depth - SD	customized product discount - CPD
Trade discount - TD	back height - BH	Additional charge - AC
configuration - cf.		

Terms and conditions

1. Preface and Scope

(1) Our terms and conditions apply exclusively. Any deviating, opposing, or complementing terms and conditions on the part of the business partner do not form integral part of contract unless explicitly approved of by us. There are no exceptions to the consent requirement, which also applies in cases where we conduct deliveries without restrictions while aware of the business partner's terms and conditions.

(2) Agreements made in the individual case with the purchaser (including side-agreements, supplements, and alterations) always take priority over these terms and conditions. A contract or our confirmation - both in written form - are authoritative for the content of such arrangements.

(3) Any legally relevant declarations and notifications the purchaser submits to us after conclusion of the contract (e.g. setting of deadlines, notice of defects, declarations of rescission or abatement) require the written form to be valid.

(4) Any information on the application of legal regulations serves the mere purpose of clarification. All regulations are legally binding without any such clarifications unless explicitly altered or excluded in these terms and conditions.

2. Prices

All prices are ex works, excluding insurance and packaging. The prices are net prices; the value-added tax is stated and charged separately according to the legally binding rate at the time of invoicing. The prices valid on the day of delivery are binding unless explicitly arranged otherwise.

3. Conclusion of Contract

SORG's offers are invitatio ad offerendum (invitations to treat). Ordering goods counts as an obligatory offer of contract on the part of the purchaser. Unless the order suggests otherwise, we have the right to accept this contract offer within two weeks time after reception. The acceptance of an offer of contract is effected by the confirmation of the order.

4. Terms of Payment

(1) Provided that no other agreements exist, payment is to be made by paying in advance - 50% at placing of order, 50% pre-delivery of goods. The purchaser bears any costs arising from transactions or discounting.

(2) If a 30-day payment deadline is exceeded, a delay rate of 9% on top of the respective base rate of the European Central Bank falls due without the need for prior notices. Beyond that, the purchaser is charged 3,- € for any reminder sent. We reserve the right to make use of the commercial due rate according to § 353 HGB. A higher damage for delay may be enforced via a suitable verification.

5. Offers and Validity

All current price lists are generally valid until December 31 of the respective year, or until new price lists are published. The latest version of the price list will always be provided on our homepage. Offers older than 3 months at that point expire and must be replaced with new offers and prices.

6. Time of Delivery and Delay

We state the terms of delivery when accepting the order. The delivery date is non-binding and has mere guideline value - especially with regard to customised products. The terms for delay in delivery are defined by legal regulations. In any case, a writing notice issued by the purchaser is necessary for them to take effect.

7. Force Majeure (Act of God)

(1) SORG is not to be held responsible for the following delays of delivery. This also applies if these causes occur with respect to legal representatives, auxiliary persons, or deliverers of SORG: Circumstances of force majeure as well as other extraordinary events that are unpredictable and unavoidable for, and not caused by, SORG, and that only occur after ordering or reserving, and that SORG could not have known about. Moreover, this applies in case of strikes, fire, floods, labour disputes, business disruptions, altered magisterial approbation and legal situation, and magisterial orders which are not due to operational risks.

(2) In the cases of paragraph 1, SORG is eligible to delay delivery/performance for the time of hindrance as well as an appropriate start-up time. If SORG thus causes unacceptable complications for the purchaser, both SORG and the purchaser are eligible to withdraw from the contract. Circumstances that only lead to a temporal and hence acceptable delay of delivery and performance are excluded from this right. The legal rights of the client remain unaffected.

8. Dispatch

We generally dispatch uncovered by insurance and at the recipient's risk. We transfer the risk of coincidental loss or deterioration of the goods as well as delay on to the client at the moment of passing the goods on to the forwarder, bearer, or any other person/institute responsible for delivery. SORG will make any effort to respect the client's wishes in terms of path and kind of delivery. Any costs caused by this (including agreed carriage free delivery) are to be covered by the client. In the case of carriage free delivery conducted by SORG, the recipient is required to put forward any carriage costs for a refund. If the client wishes the dispatch to be delayed, any risk of loss or deterioration of the goods is carried by the recipient from the first day of readiness for dispatch. The goods dispatched are only insured upon special demand and at the cost of the recipient.

9. Damage through Delivery Angelieferte Gegenstände sind, auch wenn sie unwesentliche Mängel. Upon delivery, the goods need to be checked for obvious damage in the presence of the bearer. Any damage is to be documented in a written form and co-signed by the bearer. This protocol is to be forwarded to us immediately. Delayed reclamations, or reclamations not signed by the bearer, cannot be taken into account.

10. Warranted Features, Receipt, and Technical Alterations

Delivered objects, even with minor damage, are to be accepted by the client, even if § 433 paragraph 1 BGB is not fulfilled. Partial deliveries are permissible. Features only count as warranted if explicitly designated as such. A warranty of condition can only be asserted explicitly and in a written form. SORG reserves the right for technical alterations, especially for solutions of equal or higher value.

11. Warranty for Defects

(1) SORG warrants for any defects of delivered new goods for 12 months as long as the purchaser is not the user (§§ 474, 13 BGB). Should the purchaser be the user then the warranty period is two years for new goods, for used goods 12 months. Should the purchaser also be an entrepreneur, then the liability for used items is void, as long as there is no claim for compensation according to N° 12.

(2) The purchaser's claim for defects presuppose that he has attended his obligation to give notice of defects on the legal grounds for his reasons of inquiry (§§ 377, 381 HGB). If defects are found during the inspection or at a later point, we are to be notified in writing without delay. The notice counts as not delayed if issued within two weeks. Posting the notice on time suffices for the keeping of the term. Independently from this obligation to inspect and give notice, the purchaser

is to report obvious defects (including wrong and short delivery) within two weeks upon delivery (again, posting the notice on time suffices). If the purchaser misses the proper inspection and/or notice of defects, we do not warrant for the reported defects. If the delivered good is detected, we may choose to conduct supplementary performance either by repairing the defect (subsequent improvement) or by delivering flawless goods (compensation delivery). Our right to refuse the chosen method of supplementary performance on the respective legal grounds remains untouched.

(3) Our liability for defects expires when alteration or maintenance works are done by the client or a third-person-party without our prior written permission. Consequences of excessive strain, negligent or incorrect handling, and violent damage are excluded from the warranty for defects.

12. Further Liability

(1) With respect to compensation - regardless of the legal cause - SORG is only liable in case of malice and act of gross negligence. In case of slight negligence, SORG is only liable for damage of life, body, health, and for damage caused by the negligence of an essential contractual obligation (an obligation whose fulfilment make the proper realisation of the contract possible in the first place and in whose fulfilment the contract partner regularly trusts and can trust). In this case, however, our liability does not exceed the covering of predictable, typically occurring damage.

(2) A free right to termination on the part of the purchaser (acc. to § 651, 649 BGB in particular) is precluded. Otherwise, the usual prerequisites and legal consequences apply.

13. Costs of Supplementary Performance

Costs of supplementary performance cannot be charged on SORG's account.

14. Voluntary Withdrawal of Goods

SORG is not obliged to take back any delivered end products or parts thereof. If SORG voluntarily decides otherwise in individual cases (especially for therapeutically altered requirements or deaths), SORG refunds a maximum of 75% of the delivery costs for unused parts whose delivery does not date back more than three months. There is no legal obligation concerning withdrawal in this respect. Deliveries which date back more than three months as well as sewed parts and customised products are not returnable. A copy of the delivery note or the bill serves as proof of age of delivery.

15. Reservation of Ownership

Goods delivered by SORG remain the property of SORG until any obligations from the parties' business contract on the part of the purchaser have been redeemed. This also applies if SORG has adapted individual or all claims into a running account which has been balanced and acknowledged. The purchaser has the right to dispose of the goods in the proper course of business. The purchaser hereby yields all claims to SORG which arise from the resale against the purchaser or third parties. The purchaser is authorised to withdraw these claims even upon conveyance. SORG's right to withdraw the claims remains untouched. However, SORG is obliged not to withdraw the claims as long as the purchaser complies with his duty of payment and any other duties. SORG has the right to demand that the purchaser makes known the yielded claims and their debtors, that he provides all information necessary for conveyance, and that he hands in all associated documents. As long and insofar the reservation of ownership is intact, the purchaser must not transfer any goods for securing or bailment without SORG's permission. The purchaser may process or alter the goods for the benefit of SORG exclusively. If processed with other goods which do not belong to SORG, SORG obtains co-ownership of these new goods in relation to the invoice value to the cost price of the other processed goods. If a third party interferes with SORG's ownership, the purchaser is to notify SORG immediately. The purchaser must not make any agreements with other purchasers which may exclude or limit SORG's rights. In particular, the purchaser must not make any agreements which destroy or limit the advance assignments to SORG. If the estimated value of the existing guarantees exceeds the claims to be ensured by more than 20%, SORG is insofar obliged to release by request of the purchaser.

16. Copyright Protection

If SORG conveys any images, drawings, indications of weight or measurements, technical documentations, or other product descriptions and documents (including electronic ones), the respective indications only apply if explicitly stated that they do. SORG reserves ownership and copyright of all these documents. They may only be made available to third parties upon SORG's explicit permission.

17. Place of Fulfilment, Place of Jurisdiction, and Severability Clause

(1) The law of the Federal Republic of Germany applies for these Terms and Conditions and all legal relations between us and our business partners. All international and supranational (contractual) legal systems, the UN Convention on Contracts for the International Sale of Goods in particular, are hereby excluded. Prerequisites and effects of the reservation of ownership acc. to no. 15 are subject to the right of the respective storage location of the good if the choice of law made in favour of the German law is illegitimate or ineffective. The only place of jurisdiction (also on an international basis) for any disputes arising directly or indirectly from the contractual relationship is, according to German Commercial Code, our office in Oberhausen-Rheinhausen, Germany. However, we also have the right to file a suit concerning the general jurisdiction of the purchaser.

(2) If any clause in these Terms of Conditions should turn out to be ineffective, this does not affect the effectiveness of all other clauses.

Technical alterations and misprints reserved. As of: January 2017

SORG Rollstuhltechnik GmbH + Co. KG
Benzstr. 3-5, 68794 Oberhausen-Rheinhausen / Germany
Phone +49 7254 / 9279-0
Fax +49 7254 / 9279-10
info@sorgrollstuhltechnik.de, www.sorgrollstuhltechnik.de