



Active / adaptive wheelchair with open frame for young people and adults (from SW28)

Included in the base price:

- Frame straight, abducted or tapered V-frame (90 ° / 100 °)
- Growing with the patient (SW + 2cm, SD + 3cm in 1cm steps, BH +5 cm, depending on configuration)
- Back angle adjustable (74 ° -118 °) and foldable (with snap-in function)
- Activity level precisely adjustable
- Utensil pocket
- Modular design with many options
- weight capacity 120 kg
- Large selection of colors and much more

Delivery address / Company stamp:

Name:

Address:

Billing address: ☐ same as delivery address

Name:

Address:

Ordering information:

Reference/
internal description:

Date:

Contact person:

Signature:

☐ Quotation

☐ Order

Weight capacity: 120 kg

German aid index N°.: 18.50.03.6018

prices excl. VAT,
valid from 15.01.2024 and until further notice

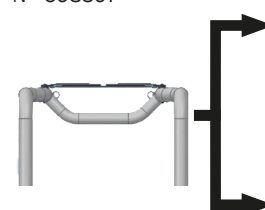
Base price 3.200,- €

Frame configuration

Please select the desired frame type and then frame angle, seat width and seat depth

Seat width + 2 cm extension each, Seat depth + 3 cm extension each (in 1cm steps), configuration dependent

Frame version ABDUCTED

☐ Abducted frame
N° 598397


Frame angle

☐ Frame angle 90°


N° 598301

0,- €

Possible Seat width Abducted frame

☐ 28 ☐ 30 ☐ 32 ☐ 34
☐ 36 ☐ 38 ☐ 40 ☐ 42
☐ 44

N° 10..

0,- €

Possible Seat depth Abducted frame

☐ 40 ☐ 42 ☐ 44 ☐ 46
☐ 48 ☐ 50

N° 11..

0,- €

☐ Frame angle 100°


N° 598302

0,- €

☐ 28 ☐ 30 ☐ 32 ☐ 34
☐ 36 ☐ 38 ☐ 40 ☐ 42
☐ 44

N° 10..


0,- €

☐ 32 ☐ 34 ☐ 36 ☐ 38
☐ 40 ☐ 42 ☐ 44 ☐ 46
☐ 48 ☐ 50

N° 11..

0,- €

Frame version STRAIGHT

☐ Straight frame
N° 598396


Frame angle

☐ Frame angle 90°


N° 598301

0,- €

Possible Seat width Straight frame

☐ 28 ☐ 30 ☐ 32 ☐ 34
☐ 36 ☐ 38 ☐ 40 ☐ 42
☐ 44 ☐ 46 ☐ 48 ☐ 50

N° 10..

0,- €

Possible Seat depth Straight frame

☐ 36 ☐ 38 ☐ 40 ☐ 42
☐ 44 ☐ 46 ☐ 48 ☐ 50

N° 11..

0,- €

☐ Frame angle 100°


N° 598302

0,- €

☐ 28 ☐ 30 ☐ 32 ☐ 34
☐ 36 ☐ 38 ☐ 40 ☐ 42
☐ 44 ☐ 46 ☐ 48 ☐ 50

N° 10..

0,- €

☐ 32 ☐ 34 ☐ 36 ☐ 38
☐ 40 ☐ 42 ☐ 44 ☐ 46
☐ 48 ☐ 50

N° 11..

0,- €

TAPERED V-frame

☐ Tapered V-frame
N° 598398


Frame angle

☐ Frame angle 90°


N° 598301

0,- €

Possible Seat width Tapered V-frame

☐ 36 ☐ 38 ☐ 40 ☐ 42
☐ 44 ☐ 46 ☐ 48 ☐ 50

N° 10..

0,- €

Possible Seat depth Tapered V-frame

☐ 36 ☐ 38 ☐ 40 ☐ 42
☐ 44 ☐ 46 ☐ 48 ☐ 50

N° 11..

0,- €

☐ Frame angle 100°


N° 598302

0,- €

☐ 36 ☐ 38 ☐ 40 ☐ 42
☐ 44 ☐ 46 ☐ 48 ☐ 50

N° 10..

0,- €

☐ 32 ☐ 34 ☐ 36 ☐ 38
☐ 40 ☐ 42 ☐ 44 ☐ 46
☐ 48 ☐ 50

N° 11..

0,- €

Back height

Standard back tubes

- ☐ 25 (..25) ☐ 30 (..30)
☐ 35 (..35) ☐ 40 (..40)

growing 5 cm each

Reinforced back tubes

- ☐ 25 (..252) ☐ 30 (..302)
☐ 35 (..352) ☐ 40 (..402)
☐ 45 (..452) ☐ 50 (..502)

growing 5 cm each

Recommended for increased stress (e.g. spasms, etc.).

N° 12..

0,- €

N° 12..

99,- €

Selection Front seat height

Please select the front seat height here

☐ = possible☐ = not possible

	Please note possible seat depths	Seat height front (in cm)																				
caster wheel	Seat depth (SD)	42	42,5	43	43,5	44	44,5	45	45,5	46	46,5	47	47,5	48	48,5	49	49,5	50	50,5	51	51,5	52
5"	(SD32 - SD38)	<input type="checkbox"/>		<input type="checkbox"/>			<input type="checkbox"/>			<input type="checkbox"/>		<input type="checkbox"/>			<input type="checkbox"/>		<input type="checkbox"/>					
	(SD40 - SD46)						<input type="checkbox"/>		<input type="checkbox"/>			<input type="checkbox"/>			<input type="checkbox"/>		<input type="checkbox"/>			<input type="checkbox"/>		<input type="checkbox"/>
	(SD48 - SD50)											<input type="checkbox"/>		<input type="checkbox"/>			<input type="checkbox"/>			<input type="checkbox"/>		<input type="checkbox"/>
6"	(SD32 - SD38)						<input type="checkbox"/>			<input type="checkbox"/>		<input type="checkbox"/>			<input type="checkbox"/>		<input type="checkbox"/>			<input type="checkbox"/>		
	(SD40 - SD46)											<input type="checkbox"/>			<input type="checkbox"/>		<input type="checkbox"/>			<input type="checkbox"/>		<input type="checkbox"/>
	(SD48 - SD50)																<input type="checkbox"/>			<input type="checkbox"/>		<input type="checkbox"/>

Selection Rear seat height

Please select the rear seat height here

The rear seat height should not be greater than the front seat height.

☐ = possible☐ = not possible

	Seat height rear (in cm)																	
Drive wheel	37,5	38,5	39	40	41	41,5	42	42,5	43	43,5	44	44,5	45	45,5	46	46,5	47	48
22"	<input type="checkbox"/>	<input type="checkbox"/>	<input type="checkbox"/>	<input type="checkbox"/>	<input type="checkbox"/>	<input type="checkbox"/>		<input type="checkbox"/>		<input type="checkbox"/>		<input type="checkbox"/>	<input type="checkbox"/>		<input type="checkbox"/>			
24"			<input type="checkbox"/>	<input type="checkbox"/>	<input type="checkbox"/>	<input type="checkbox"/>		<input type="checkbox"/>		<input type="checkbox"/>	<input type="checkbox"/>		<input type="checkbox"/>		<input type="checkbox"/>		<input type="checkbox"/>	<input type="checkbox"/>

Advice:

The dimensions of the seat height tables are based on a standard configuration (1 ° camber/ degree of activity 4 / seat angle 5 °). Any changes to the configuration can change the seat height.

We recommend a difference between the front and rear seat height of max. 3-5 cm (depending on the seat depth).

















































































All measurements ±2%.

Frame colors and color anodization Design package

Finish alternatives	Moderate metallic effect	Not metallic	Special colors (without additional charge, except for Nightblue)
<input type="checkbox"/> Shiny <input type="checkbox"/> Matt Not possible with special colors!	<input type="checkbox"/> Cream white (17) <input type="checkbox"/> Brilliant Blue (08) <input type="checkbox"/> Zinc yellow (02) <input type="checkbox"/> Dark Blue (16) <input type="checkbox"/> Chrome yellow (06) <input type="checkbox"/> Dark Green (15) <input type="checkbox"/> Pure Orange (21) <input type="checkbox"/> Goblin Green (33) <input type="checkbox"/> Crimson (04) <input type="checkbox"/> Titan Grey (34) <input type="checkbox"/> Girly Pink (19) <input type="checkbox"/> King's Blue (32) <input type="checkbox"/> Pastel Blue (20)	<input type="checkbox"/> Black (31)	strong metallic effect: <input type="checkbox"/> Silver metallic (36) Coarse structured surface: <input type="checkbox"/> Coarse Black (27) Dormant colors: <input type="checkbox"/> Firered Dormant (45) <input type="checkbox"/> Violet Dormant (50) Dormant color with additional charge AC 90,-€ <input type="checkbox"/> Nightblue Dorm. (47)
N° 1561	90,- €		
Design package color anodization (Color examples for anodized colors can be found on our website in the area equipment)			
<input type="checkbox"/> anodized Blue (01) <input type="checkbox"/> anodized Red (02) <input type="checkbox"/> anodized Green (03) <input type="checkbox"/> anodized Gold Orange (04) <input type="checkbox"/> anodized Violet (05)	The following parts are anodized: Caster wheel forks, caster wheel adapters, drive wheel mounts, handrim, profile tubes of the height-adjustable push handles / push bars. The design package is only possible in the listed setting.		Restrictions: Handrims are only included in the color anodizing design package if aluminum handrims are selected. (not possible with stainless steel, Maxgrepp, PVC, double, knobs, or ergonomic handrims, as well as with wheels with profile handrims)
N° 1571..	CPD 295,- €		

Level of activity of the wheelchair

Please select the pre-setting of the activity level:

At frame angle 100°		Selection of activity level for frame angle 100°																				
		with seat depth 32 - 34 cm							with seat depth 36 - 38 cm							with seat depth 40 - 50 cm						
Wheel sizes		1	2	3	4	5	6	7	1	2	3	4	5	6	7	1	2	3	4	5	6	7
22"	5"																					
	6"																					
24"	5"																					
	6"																					

At frame angle 90°		Selection of activity level for frame angle 90°													
		with seat depth 36 - 38 cm							with seat depth 40 - 50 cm						
		1	2	3	4	5	6	7	1	2	3	4	5	6	7
Wheel sizes															
22"	5"	<input type="checkbox"/>	<input type="checkbox"/>	<input type="checkbox"/>	<input type="checkbox"/>	<input type="checkbox"/>	<input type="checkbox"/>	<input type="checkbox"/>	<input type="checkbox"/>	<input type="checkbox"/>	<input type="checkbox"/>	<input type="checkbox"/>	<input type="checkbox"/>	<input type="checkbox"/>	<input type="checkbox"/>
	6"	<input type="checkbox"/>	<input type="checkbox"/>	<input type="checkbox"/>	<input type="checkbox"/>	<input type="checkbox"/>	<input type="checkbox"/>	<input type="checkbox"/>	<input type="checkbox"/>	<input type="checkbox"/>	<input type="checkbox"/>	<input type="checkbox"/>	<input type="checkbox"/>	<input type="checkbox"/>	<input type="checkbox"/>
24"	5"	<input type="checkbox"/>	<input type="checkbox"/>	<input type="checkbox"/>	<input type="checkbox"/>	<input type="checkbox"/>	<input type="checkbox"/>	<input type="checkbox"/>	<input type="checkbox"/>	<input type="checkbox"/>	<input type="checkbox"/>	<input type="checkbox"/>	<input type="checkbox"/>	<input type="checkbox"/>	<input type="checkbox"/>
	6"	<input type="checkbox"/>	<input type="checkbox"/>	<input type="checkbox"/>	<input type="checkbox"/>	<input type="checkbox"/>	<input type="checkbox"/>	<input type="checkbox"/>	<input type="checkbox"/>	<input type="checkbox"/>	<input type="checkbox"/>	<input type="checkbox"/>	<input type="checkbox"/>	<input type="checkbox"/>	<input type="checkbox"/>

☐ = Activity level possible

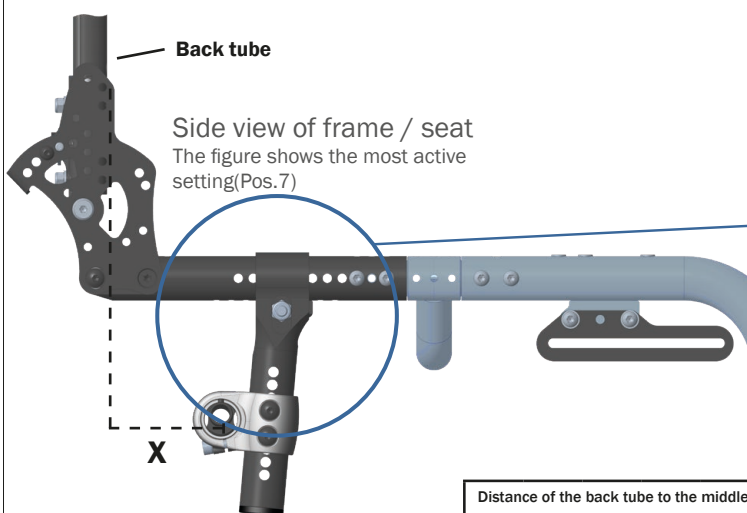
☐ = Activity level achievable (see box on the right)

☐ = Activity level NOT possible

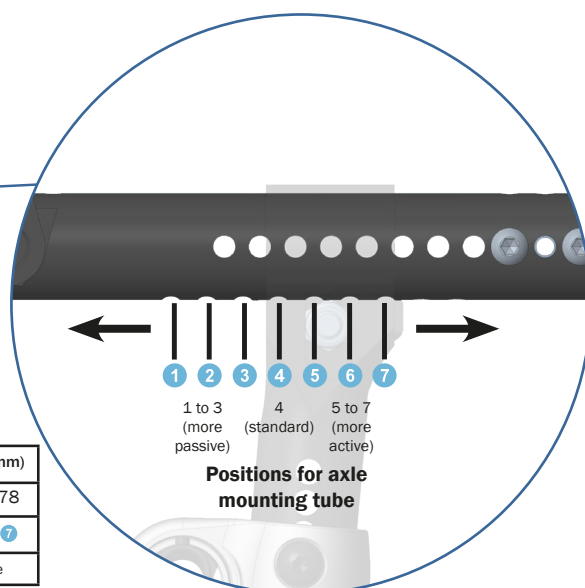
Activity level achievable with the right choice of brakes:

- When configuring the Airon with a cable brake (N ° 3531), the level of activity in the shaded fields can be increased by 1 position (more active).
- When configuring the Airon with compact brake (N ° 353705), the level of activity in the shaded fields can be increased by up to 2 positions (more active), if possible.

Example: If the 24 „drive wheel and 6“ cater wheel are selected, the level of activity position 5 can be achieved with the cable brake, and even position 5 or 6 with the compact brake.




	Distance of the back tube to the middle of the axis (mm)						
Distance X	18	28	38	48	58	68	78
Mounting position	1	2	3	4	5	6	7
Center of gravity	1 - 3 = more passive 4 = standard 5 - 7 = more active						








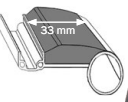



Rear wheels					Drum brake		
Please check your selection in the table "Selection of rear seat height" (page 2)	wheel size		Item-N°	Price		Optional drum brake system	
	22"	24"				Drum brake	Item-N°
Lightweight wheel with standard hub	<input type="checkbox"/>	<input type="checkbox"/>	N° 21..77	0,- € / P		-	-
Lightweight wheel with drum brake hub <i>Only in combination with drum brake. Note the total price!</i>	<input type="checkbox"/>	<input type="checkbox"/>	N° 21..81	130,- € / P	+	included with additional charge	N° 220036 325,- € Total price 455,-€
Rear wheel with profile handrim Standard rear wheel, silver, with closed, rubberized, black handrim grip profile. Unity of rim and handrim, reduces the risk of injury to the fingers. Add. weight compared to lightweight wheels: approx. 1400g/P Add. weight compared to standard wheels: approx. 900g/P	<input type="checkbox"/>	<input type="checkbox"/>	N° 21..32	96,- € / P	+	<input type="checkbox"/>	N° 220036 325,- € Total price 421,-€

Double handrim					
Please check your selection in the Table "Selection of rear seat height" (page 2)	wheel size		Item-N°	Price	Restrictions
	22"	24"			
with standard hub and double handrim Mounting <input type="checkbox"/> left <input type="checkbox"/> right	<input type="checkbox"/>	<input type="checkbox"/>	N° 2614	1.099,- €	Only with 1° or 3° wheel camber
with drum brake system and double handrim Mounting <input type="checkbox"/> left <input type="checkbox"/> right	<input type="checkbox"/>	<input type="checkbox"/>	N° 2615	1.199,- €	Only with 3° or 5° wheel camber
Distance double handrims	<input type="checkbox"/> Standard (18 mm)		N° 2611	0,- €	Distance Tight: Not in combination with handrim covers or coated handrims
	<input type="checkbox"/> Tight (9 mm)		N° 2612	0,- €	
Handrim for opposite side	<input type="checkbox"/>		N° 261435	153,- €	-

Tyres			Examples:
Title	Item-N°	Price	
<input type="checkbox"/> Pneumatic standard „Right Run“ 1" 1	N° 20..13	0,- €	
<input type="checkbox"/> Performance pneumatic „Marathon Plus“ 1" 2	N° 20..12	74,- € / P	
<input type="checkbox"/> Solid standard tyres 1" 3	N° 23..11	0,- €	





Camber	
Select setting	
<input type="checkbox"/> 1° (..01) <input type="checkbox"/> 3° (..03) <input type="checkbox"/> 5° (..05) <input type="checkbox"/> 7° (..07)	<p>Please be advised:</p> <p>The selection of the camber is imperative.</p> <p>Without this, your request / order cannot be processed.</p>
N° 2083..	0,- €

Handrim (Not for wheels with Profile handrims)					
Standard handrim (Please choose type of installation AND material)				Mounting very closely to rim	
Mounting type: <input type="checkbox"/> Standard / tight <input type="checkbox"/> Standard / wide <input type="checkbox"/> High / tight <input type="checkbox"/> High / wide		 Handrim assembly Standard / tight  Handrim assembly Standard / wide		 Handrim assembly High / tight  Handrim assembly High / tight	
Material: <input type="checkbox"/> Stainless steel (..01) <input type="checkbox"/> Alu, silver anodized (..75)				<input type="checkbox"/> Handrims mounted very closely to rim, reduces the risk of finger injuries Only for standard wheels and in aluminum	
N° 30..		0,- €		N° 3015 CPD 142,-€	
PVC	Ergonomic	Maxgrepp ORIGINAL	Maxgrepp ERGO-PARA	Design handrim	
<input type="checkbox"/> Handrim coated with black PVC, (Tetra Grip) 	<input type="checkbox"/> Handrim with ergonomic handrim profile, black anodized with integrated rubber grip 	<input type="checkbox"/> Handrims with a soft foam rubber coating. Suitable for quadriplegics and wheelchair users with weakened hand function. 	<input type="checkbox"/> Handrims for pushing with heel of the hand (soft surface), 	<input type="checkbox"/> Aluminum handrims coated in frame color color number: _____ The color numbers can be found next to the frame colors on page 2. Without specifying a color number, the selected frame color is used for coating. Anodized colors only possible in the design package.	
N° 33..	N° 342424	N° 341501..	N° 34..	N° 303000	
368,- €/P	420,- €/P	460,- €/P	490,- €/P	TD 70,- €/P	


Handrim options			
Silicone cover for standard handrim	Silicone cover for DOUBLE handrim	PVC cover for double handrim	
<input type="checkbox"/> Detachable silicone cover, black (soft surface), 	<input type="checkbox"/> Detachable silicone cover, black <input type="checkbox"/> for inside rim <input type="checkbox"/> for outside rim <input type="checkbox"/> for opposing side Not in combination with double handrim distance tight N° 2612	<input type="checkbox"/> Handrim coating for double handrim, both handrims (inside and outside), coated with black PVC N° 262402 355,- € <input type="checkbox"/> Handrim coating for opposing side of the double handrim, coated with black PVC	
N° 32..05	N° 3205	N° 262401	
156,- €/P	78,- €/Pcs	195,- €	

Spoke cover	Design covers (Net prices are not discountable)		
Transparent	Please specify the desired model of the corresponding manufacturer:		
<input type="checkbox"/> transparent (..00)	<input type="checkbox"/> www.speichen-schutz.de _____	<input type="checkbox"/> www.wheelchairgadgets.com _____	
N° 25..	N° 25 .. 26	N° 25 .. 27	
172,- €/P	TD 180,- €/P	TD 180,- €/P	



Caster wheels

Standard PU	Standard solid rubber	Design PU	Design solid rubber
Polyurethan: <input type="checkbox"/> 5" (2805) <input type="checkbox"/> 6" (2803)	Solid rubber, grey: <input type="checkbox"/> 6" (2808)	Polyurethane, transparent, with LED's: <input type="checkbox"/> 5" (2834)	Solid rubber, black, with aluminum rim: <input type="checkbox"/> 5" (2836) <input type="checkbox"/> 6" (2838)
			
0,- €	0,- €	0,- €	0,- €

Caster forks

Standard Aluminum	Design Aluminum
<input type="checkbox"/> Aluminum fork, black anodized 	<input type="checkbox"/> Aluminum fork, coated in frame color color N°: _____ The color numbers can be found next to the frame colors on page 2. Without specifying a color number, the selected frame color is used for coating. Anodized colors are only possible in the design package.
N° 2826 0,- €	N° 2829 TD 70,- €/P

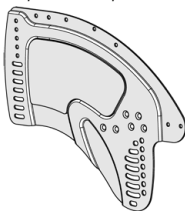



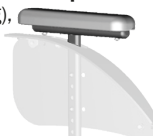
Seat system

Nylon seat cover	Seat plate	Catheter bag
<input type="checkbox"/> Adjustable strap system, black. Utensil bag included in the basic price. 	<input type="checkbox"/> Fixed seat plate made of aluminum, firmly screwed. Utensil bag included in the basic price. 	below the seat cover/ plate <input type="checkbox"/> Catheter bag (24x12cm) A utensil bag (20x12 cm) is included in the basic price and is already attached. If selected, the catheter bag is attached next to the utensil bag.
N° 193410 0,- €	N° 193405 133,- €	N° 193416 AC 90,- €

Seat cushion (All covers with zipper and changeable)

Without cushion / cover	Seat cushion		Anatomical cushion
<input type="checkbox"/> WITHOUT cushion (please mark if no pillow is required)	Synthetic foam for firm comfortable seating <input type="checkbox"/> 3 cm (..03) <input type="checkbox"/> 5 cm (..05)	Pressure relief cushion for medium-soft seating <input type="checkbox"/> 3 cm (..03) <input type="checkbox"/> 5 cm (..05)	<input type="checkbox"/> Anatomically formed, with slight abduction, changeable COVER (The thickness of the cushion at the front is 5-6 cm, depending on the size of the cushion) <i>(special construction)</i>
N° 998002	N° 80 .. 105,- €	N° 81 .. 135,- €	N° 891002 CPD 499,- €
<input type="checkbox"/> WITHOUT cover Seat cushion / anatomical cushion without cover	<input type="checkbox"/> Additional cover for seat cushions as configured		<input type="checkbox"/> Additional cover for anatomical cushion
N° 998001 ./ . 30,- €	N° 8201 85,- €		N° 891003 CPD 186,- €
	<input type="checkbox"/> incontinence cover for seat cushion		<input type="checkbox"/> Incontinence cover for anatomical cushion
	N° 86.. 105,- €		N° 891004 CPD 190,- €

Side panel and arm rests

Side panel without clothes guard	Side panel with clothes guard	Arm rest	Adaption Set (Seat width)
<input type="checkbox"/> Standard side panel WITHOUT plastic clothes guard beaded aluminum, screwed, adjustable in height <i>incl. insulation protection pads</i> 	<input type="checkbox"/> Standard side panel WITH plastic clothes guard beaded aluminum, screwed, adjustable in height, <i>incl. insulation protection pads</i> 	<input type="checkbox"/> Arm rest for standard side panel with pad (24cm long), screwed, adjustable in height. 	<input type="checkbox"/> Modification set for growable seat width +2cm for plug-in side panel (N° 52001) This set is only required for the plug-in side panel option (N° 502001)! The standard side panel is already growing without further parts.
N° 454100 0,-€/P	N° 502000 120,-€/P	N° 454105 120,-€/P	
	<input type="checkbox"/> Plug-in side panel WITH plastic clothes guard The seat width (+2cm) can only be increased with the adaption set (N° 502010). 	<input type="checkbox"/> Arm rest for plug-in side panel with pad (24 cm long), adjustable in height. 	
	N° 502001 180,-€/P	N° 454205 100,-€/P	N° 502010 75,-€

Back system

Back angle

☒ adjustable in 12° steps

Please select grid presetting:

- ☐ 78°, 90°, 102° and 114° (..01) (Standard mounting)
☐ 74°, 86°, 98° and 110° (..02)
☐ 82°, 94°, 106° and 118° (..03)

Without a selection, the 90° back angle is our standard.

The back can be folded forward and locked.

Stabilizer bar included.


N° 611301..

0,-€

Back strap system

adjustable

- ☐ **Adjustable strap system**
incl. cushion,
thickness 2 cm



N° 6703..

0,-€

Curved back plate

Model 1

BH+2 cm; curve depth:

- ☐ 15 mm (..015)
☐ 30 mm (..030)
☐ 50 mm (..050)



N° 693..

315,-€

Model 3

BH+5 cm; curve depth:

- ☐ 15 mm (..315)
☐ 30 mm (..330)
☐ 50 mm (..350)
BH+10 cm; curve depth:
☐ 15 mm (..415)
☐ 30 mm (..430)
☐ 50 mm (..450)



N° 693..

399,-€

Back cushion (all covers with zipper and changeable)

Without back cushion / cover

- ☐ **NO back cushion**
(please tick if no cushion is required)

N° 998502

- ☐ **WITHOUT cover**

back cushion / anatomical back cushion
without cover

N° 998501

./ 30,-€

Standard cushion

- ☐ Standard cushion for **curved back plate**.
3 cm thick, with zipper,

N° 8517

165,-€

- ☐ **Additional cover** for back cushion
as configured

N° 8501

85,-€

Anatomical back cushion

Anatomically formed, incl. changeable cover.

cavity:

- ☐ 3 cm (..04) } Only in combination with the appropriate curve depth of the selected curved back plate.
☐ 5 cm (..06) }

Not possible with adjustable strap system N° 6703..

Special construction

N° 8911..

CPD 299,-€/Pcs

- ☐ **Additional cover** for anatomical back
cushion

N° 891110

CPD 155,-€/Pcs

Choice of Trevira cover colors for seat cushion / anat. seat cushion / back cushion / anat. back cushion

Please choose the color of the selected covers:




- ☐ black (30) ☐ grey (31) ☐ nightblue (32) ☐ ultramarine blue (33) ☐ petrol (34) ☐ applegreen (35) ☐ burgundy (36) ☐ red (37) ☐ pink (38)







N° 80.. (seat cushion / anat. seat cushion)



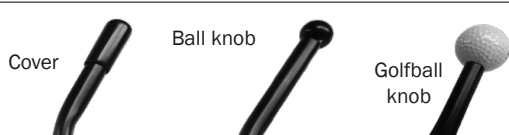
N° 85.. (back cushion / anat. back cushion)

N° 6703.. (adjustable back cover)

Back extension		Fitting set	Connection
for curved back plate	Restrictions	for solid back	for back shell
<input type="checkbox"/> Back extension by up to 17.5 cm for curved back, retractable, with removable head cushion; Weight saving compared to a headrest approx. 1000 g  <p>Only in combination with curved back plate</p> <p>Not possible with head rest (N° 6861..).</p> <p>Not approved as a headrest for motor vehicle transport.</p>	<p>Curved back plate</p> <p>Model 1: only from BH 35 cm</p> <p>Model 2: Not possible</p> <p>Model 3: only from BH30 with BH+5 cm</p>	<input type="checkbox"/> Bracket set, suitable for mounting a fixed back made by a specialist retailer 	<p>Back shell connection, black, can be clamped to the stabilizer bar</p> <p><input type="checkbox"/> 1 Piece up to max SW28</p> <p><input type="checkbox"/> 2 Pieces neccessary from SW30</p> 
N° 686069	299,-€	N° 692598 160,-€	N° 696401 44,-€ / Pcs

HEIGHT ADJUSTABLE push handles				Bow handle	
EXTENDABLE / HEIGHT ADJUSTABLE with SHORT handle				HEIGHT ADJUSTABLE	
Height adjustable / Extendable push handles with SHORT handle Not in combination with drum brake. Only with stabilizer bar. 	Article name	Article N°	Price	<input type="checkbox"/> Height adjustable / Extendable bow handle with angle adjustable metal joint (307 °), extendable by 20 cm 	
	<input type="checkbox"/> Push handle, short handle, 15 cm, straight	N° 650805	260,-€/P		
	<input type="checkbox"/> Push handle, short handle, 25 cm, straight	N° 650806			
	<input type="checkbox"/> Push handle, short handle, 15 cm, cranked	N° 650807			
<input type="checkbox"/> Push handle, short handle, 25 cm, cranked				N° 650808	
EXTENDABLE / HEIGHT ADJUSTABLE with LONG handle					
Height adjustable / Extendable push handles with LONG handle Only with stabilizer bar. 	Article name	Article N°	Price	N° 6532 425,-€	
	<input type="checkbox"/> Push handle, long handle, 15 cm, straight	N° 650705	260,-€/P		
	<input type="checkbox"/> Push handle, long handle, 25 cm, straight	N° 650706			
	<input type="checkbox"/> Push handle, long handle, 15 cm, cranked	N° 650707			
	<input type="checkbox"/> Push handle, long handle, 25 cm, cranked				

NOT HEIGHT ADJUSTABLE push handles			
Standard push handle		Foldable push handles	
<p><input type="checkbox"/> Long handle 4 cm above back height</p>  <p>NOT HEIGHT ADJUSTABLE</p>	<p><input type="checkbox"/> Short handle 4 cm above back height</p>  <p>Not compatible with drum brake!</p> <p>NOT HEIGHT ADJUSTABLE</p>	<p><input type="checkbox"/> Push handles with foldable handles</p>  <p>Only from BH 30</p> <p>NOT HEIGHT ADJUSTABLE</p>	
N° 623701 0,-€	N° 623704 0,-€	N° 623705 160,-€/P	

Brakes			Brake lever extensions	
Knee lever brake	Compact brake	Drum brake	Straight 6 cm	Cranked 12 cm
<input type="checkbox"/> Standard  <p>N° 3525 0,-€</p> <p><input type="checkbox"/> lockable in activated or deactivated position</p> <p>N° 3513 190,-€/P</p>	<p><input type="checkbox"/> Light and compact clamp brake</p>  <p>N° 353705 98,-€/P</p>	<p>The drum brake options can be found on page 4 at rear wheels.</p> <p>Bowden cable brake</p> <p><input type="checkbox"/> integrated in activity side panels</p> <p>Not in combination with pluggable side panels</p> <p>N° 3531 240,-€/P</p>	<p>straight, 6 cm long</p> <p><input type="checkbox"/> with top cover</p> <p>N° 3510 58,-€/P</p> <p>straight, 6 cm long</p> <p><input type="checkbox"/> with ball knob</p> <p><input type="checkbox"/> mit Golfball knob</p> <p>N° 3512 68,-€/P</p>	<p>cranked, 12 cm long</p> <p><input type="checkbox"/> with top cover</p> <p>N° 3515 68,-€/P</p> <p>cranked, 12 cm long</p> <p><input type="checkbox"/> with ball knob</p> <p><input type="checkbox"/> mit Golfball knob</p> <p>N° 3516 78,-€/P</p>
<p><input type="checkbox"/> Pull to lock</p> <p>In contrast to the standard knee lever brake, the pull to lock knee lever brake is operated by pulling.</p> <p>N° 3529 70,-€/P</p>	<p>Single hand brake</p> <p>Knee lever brake with single hand control</p> <p>Mounting: <input type="checkbox"/> left (..01) <input type="checkbox"/> right (..02)</p> <p>Only possible with knee lever brake</p> <p>N° 3509.. 336,-€/P</p>		 <p>Cover Ball knob Golfball knob</p>	

Specification of lower leg length (LLL) / Cushion thickness / Distance

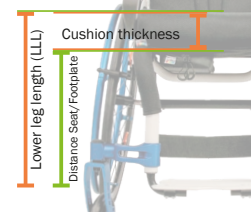
Specify:

Lower leg length (LLL)



Specify:

Cushion thickness

Result: **Wheelchair dimensions** Distance upper edge of the seat and the upper edge of the footplate - Cushion thickness

All measurements in cm

Lower leg length:

Specification of the distance in cm between the hollow of the knee and the sole of the foot at a 90° knee position angle

Thickness seat cushion:

Indication of the thickness of the planned seat cushion

Wheelchair Dimensions:

Distance from the upper edge of the seat to the upper edge of the footrest in cm (without taking into account the thickness of the seat cushion). From your information regarding the lower leg length and thickness of the seat cushion, we calculate the distance from the top edge of the seat to the top edge of the footrest and mount this on the leg support you have chosen.

Example:








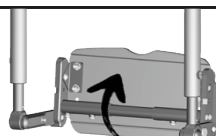

Your information: LLL = 38 cm, seat cushion thickness = 5 cm

Manufacturer assembly: In this example, SORG mounts the footrest at a distance of 33 cm from the footrest.

Leg support

Please mark the required distance/frame height for the desired leg support in the following seat depth table.

Please note: The selected seat depth (on page 1) and the distance/frame height selected here must match.

Leg support		Mounting due to distance between seat plate and foot plate	Seat depth 32 - 38 (Frame height 1)	Seat depth 40 - 46 (Frame height 2)	Seat depth 48 - 50 (Frame height 3)	
			Possible distance Seat to Foot plate in cm			
Foot stirrup, including calf strap		External Mounting	<input type="checkbox"/> 30 - 49 cm	<input type="checkbox"/> 32,5 - 49 cm	<input type="checkbox"/> 35 - 49 cm	
N° 40420101	0,-€					
Standard, including calf strap		External Mounting	<input type="checkbox"/> 29 - 49 cm	<input type="checkbox"/> 34,5 - 49 cm	<input type="checkbox"/> 34 - 49 cm	Internal mounting of the leg support at shorter LLL due to distance reductions 
		Internal Mounting N° 404040 without AC	<input type="checkbox"/> 19 - 29 cm	<input type="checkbox"/> 22 - 32 cm	<input type="checkbox"/> 24 - 34 cm	
N° 40420102	159,-€					
Hinged sideways		External Mounting	<input type="checkbox"/> 31 - 49 cm	<input type="checkbox"/> 34 - 49 cm	<input type="checkbox"/> 37 - 49 cm	Internal mounting of the leg support at shorter LLL due to distance reductions 
		Internal Mounting N° 404040 without AC	<input type="checkbox"/> 27 - 37 cm	<input type="checkbox"/> 30 - 40 cm	<input type="checkbox"/> 33 - 43 cm	
N° 40420201	295,-€					
Hinged sideways and outwards		External Mounting	<input type="checkbox"/> 31 - 49 cm	<input type="checkbox"/> 34 - 49 cm	<input type="checkbox"/> 37 - 49 cm	Internal mounting of the leg support at shorter LLL due to distance reductions 
		Internal Mounting N° 404040 without AC	<input type="checkbox"/> 27 - 37 cm	<input type="checkbox"/> 30 - 40 cm	<input type="checkbox"/> 33 - 43 cm	
N° 40420202	410,-€					
Hinged backwards		External Mounting	<input type="checkbox"/> 29 - 49 cm	<input type="checkbox"/> 32 - 49 cm	<input type="checkbox"/> 34 - 49 cm	Internal mounting of the leg support at shorter LLL due to distance reductions 
		Internal Mounting N° 404040 without AC	<input type="checkbox"/> 19 - 28 cm	<input type="checkbox"/> 22 - 31 cm	<input type="checkbox"/> 24 - 33 cm	
N° 40420500	450,-€					

Leg support options




Heel cups	Belts for foot shells	Locking mechanism
Heel cups, aluminum black for mounting on foot plate <input type="checkbox"/> size 1 12,5 x 8 cm (...31) <input type="checkbox"/> size 2 14,5 x 10 cm (...32) <input type="checkbox"/> size 3 16,5 x 12 cm (...33)	<input type="checkbox"/> Matching straps to the selected heel cups (N° 4020..)	<input type="checkbox"/> Lock for legrest models with undivided footplate that can be folded up to the side
N° 4020..	N° 402015	N° 403910
78,- €/P	108,- €/P	80,-€


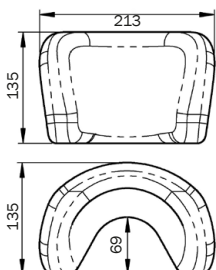

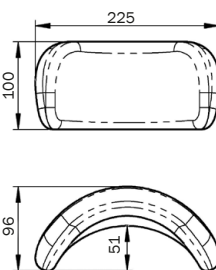

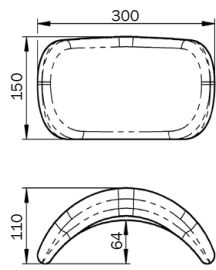
Frame options

Anti-tipper	Step tube	Handbike attachment	Extension of the wheelbase
<p>can be swiveled away and up</p> <p>Mounting</p> <p><input type="checkbox"/> left</p> <p><input type="checkbox"/> right</p> <p><input type="checkbox"/> pair</p> 	<p>Mounting</p> <p><input type="checkbox"/> left</p> <p><input type="checkbox"/> right</p>  <p>It is not possible to attach the anti-tipper and step tube on the same side</p>	<p>Handbike - Drive wheel mount</p> <p>Selection of camber for rear axle tube</p> <p><input type="checkbox"/> 1° <input type="checkbox"/> 3° <input type="checkbox"/> 5° <input type="checkbox"/> 7°</p> <p>Our recommendation for the rear axle tube (handbike attachment) is a camber of 5°.</p> <p>Not possible in combination with drum brake N° 220036</p> 	<p><input type="checkbox"/> Extension of the wheelbase by approx. 47 mm to the rear</p> <p>Not approved for transport in vehicles (handicapped transport vehicles)</p> <p>Only possible with activity level 1 - 5 (see page 3)</p> 
N° 7217 175,-€	N° 7409 74,-€	N° 201583 456,-€	N° 7683 200,-€ / P
Outdoor Front End	Splash guard	Caddy	Frame padding
<p><input type="checkbox"/> Outdoor Front End, adjustable in width and length, facilitates significantly active and passive driving on soft or rough surfaces, incl. mounting aid</p> 	<p><input type="checkbox"/> for Outdoor Front End, made of plastic.</p> 	<p><input type="checkbox"/> Foldable transport aid made of aluminum, assembly on the legrest</p> <p>Caddy holder increases the minimum distance between seat and footplate by 2cm.</p> <p>Not in combination with N° 404040 distance reduction.</p> 	<p><input type="checkbox"/> Protective cover for the front frame tubes made of neoprene. Removable and washable.</p> 
N° 599620 CPD 559,-€	N° 59951212 CPD 85,-€	N° 910110 99,-€/P	N° 910401 76,-€/P

Standard head rests







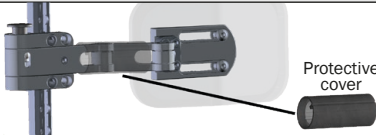

Measures in mm (all measures ± 10 mm)

Article name	Article-N°	Price
<input type="checkbox"/> Standard head rest model 1 (shell-shaped small) including connection to stabilizer bar	1 N° 686021	315,- €
<input type="checkbox"/> Standard head rest model 3 (curved small) including connection to stabilizer bar	2 N° 686023	315,- €
<input type="checkbox"/> Standard head rest model 4 (curved large) including connection to stabilizer bar	3 N° 686024	315,- €
<input type="checkbox"/> Headrest cover, washable and changeable made of Trevira fabric Please specify a color and the two-digit color number (see page 7 at color choice of upholstery fabrics Trevira. If no color is specified, the color of the seat / back cushions is used. Color and Color number:	Example:  Rear view  Front view N° 686050	89,- €
<input type="checkbox"/> Head rest holder for mounting on stabilizer bar for example for mounting headrests from other manufacturers Only select for non-SORG headrest	 N° 68600890	39,- €

1 Model 1  	2 Model 3  	3 Model 4  
---	---	--

Lateral support

(from back height 30 with extendable push handles, from back height 35 with standard push handles)


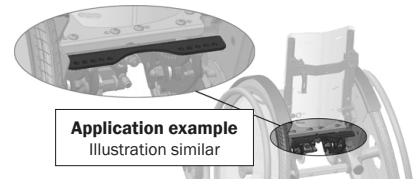
Article name			Article-N°	Price	
<u>Pad for pad holder Size 1</u>					
<input type="checkbox"/> Pad 10 x 7 cm (incl. cover)	 10x7cm	 10x9cm	 12x9cm	N°68590104	CPD 116,- €/P
<input type="checkbox"/> Pad 10 x 9 cm (incl. cover)				N°68590105	
<input type="checkbox"/> Pad 12 x 9 cm (incl. cover)				N°68590106	
<u>Pad for pad holder Size 2</u>					
<input type="checkbox"/> Pad 12 x 9 cm (incl. cover)	 12x9cm	 15x10cm	 18x13cm	N°68590206	CPD 116,- €/P
<input type="checkbox"/> Pad 15 x 10 cm (incl. cover)				N°68590204	
<input type="checkbox"/> Pad 18 x 13 cm (incl. cover)				N°68590205	
<u>Lateral support holder, adjustable</u>					
<input type="checkbox"/> Adjustable holder for lateral support, incl. linkage and protective cover Without pad Length difference of the holder size 1 to size 2 is about 4.5 cm				N°68590200	CPD 420,- €/P
<input type="checkbox"/> Extension joint for foldable pad holder <u>Extension for:</u> Holder Size 1 (3,8cm) Holder Size 2 (5,5cm)				N°68590115	CPD 124,- €/P

Positioning belts

Article name	Article-N°	Price
<input type="checkbox"/> 2-Point pelvic belt with PLASTIC fastener, incl. mounting material for self attachment	1 N° 780590	140,- €
<input type="checkbox"/> 2-Point pelvic belt with METAL fastener, incl. mounting material for self attachment	2 N° 780591	155,- €
<input type="checkbox"/> 4-Point pelvic belt with PLASTIC fastener, incl. mounting material for self attachment	3 N° 780592	180,- €
<input type="checkbox"/> 4-Point pelvic belt with METAL fastener, incl. mounting material for self attachment	4 N° 780593	195,- €
<input type="checkbox"/> Protection cap for pelvic belt with metal fastener (see N° 780591 oder N° 780593) Makes independent opening for the patient difficult.	5 N° 78050210	19,- €
<input type="checkbox"/> Chest-shoulder belt without zipper, incl. mounting material for self attachment	6 N° 781010	199,- €

2-point pelvic belt plastic fastener 1	2-point pelvic belt metal fastener 2	4-point pelvic belt plastic fastener 3	4-point pelvic belt metal fastener 4	Application example 5	Chest-shoulder belt 6
--	--------------------------------------	--	--------------------------------------	-----------------------	-----------------------

Belt holder

Upper belt holder	Lower belt holder
<input type="checkbox"/> for attaching positioning belts, incl. connection for square tube A headrest with a square tube is required to install the belt holder	<input type="checkbox"/> for the attachment of 2-point/4-point and/or chest-shoulder belts. Not with seat cover
	
N° 780130 95,- €	N° 782000 59,- €

Abduction wedges Not with seat cover

Article name	Article-N°	Price
<input type="checkbox"/> abduction wedge, incl. holder and pad, Size S	N° 1952	209,- €
<input type="checkbox"/> abduction wedge, incl. holder and pad, Size M	N° 1953	209,- €
<input type="checkbox"/> abduction wedge, incl. holder and pad, Size L	N° 1954	209,- €
<input type="checkbox"/> Holder for abduction wedge (without pad)	N° 1951	165,- €

Size	Length (L) (mm)	Width (B) (mm)	Height (H) (mm)
S	94	65	90
M	110	82	95
L	125	90	100

Dimensions ± 5%

Foot fixation

Article name	Article-N°	Price
<input type="checkbox"/> with Velcro/fleece fastener and guide roller, Size. 1	N° 781201	199,- €
<input type="checkbox"/> with Velcro/fleece fastener and guide roller, Size. 2	N° 781202	199,- €
<input type="checkbox"/> with Velcro/fleece fastener and guide roller, Size. 4	N° 781203	199,- €

Size	Length L
1	15-20 cm
2	19-23 cm
4	24-28 cm

Transport brackets

CRASH TESTED
ISO 7176-19



Transport brackets
<input type="checkbox"/> Transport brackets (4 pieces) for transportation in a handicapped accessible passenger car
N° 58508310 CPD 325,-€

Electric drives and systems

Recommendations	Provider	Information
1. For all possible electrical drives, we recommend caster wheels of size 6 „or higher. 2. Please inform yourself about the exact mounting options and specifications on the websites of the respective manufacturers.	e.g. AAT www.aat-online.de or Alber www.alber.de	The providers of the additional systems are responsible for any restrictions or adjustments regarding the attachment to the final configuration of the wheelchair.

Total widths of the wheelchair (in different configurations)				
wheel camber	22" drive wheel	24" drive wheel		additionally with drum brakes
1° camber	SW + 190 mm	SW + 200 mm		+ 40 mm
3° camber	SW + 220 mm	SW + 230 mm		+ 40 mm
5° camber	SW + 250 mm	SW + 260 mm		+ 40 mm
7° camber	SW + 280 mm	SW + 290 mm		+ 40 mm

If you select plug-in side panel, the total width increases by 20 mm.

Notes:

Terms and conditions

1. Preface and Scope

(1) Our terms and conditions apply exclusively. Any deviating, opposing, or complementing terms and conditions on the part of the business partner do not form integral part of contract unless explicitly approved of by us. There are no exceptions to the consent requirement, which also applies in cases where we conduct deliveries without restrictions while aware of the business partner's terms and conditions.

(2) Agreements made in the individual case with the purchaser (including side-agreements, supplements, and alterations) always take priority over these terms and conditions. A contract or our confirmation - both in written form - are authoritative for the content of such arrangements.

(3) Any legally relevant declarations and notifications the purchaser submits to us after conclusion of the contract (e.g. setting of deadlines, notice of defects, declarations of rescission or abatement) require the written form to be valid.

(4) Any information on the application of legal regulations serves the mere purpose of clarification. All regulations are legally binding without any such clarifications unless explicitly altered or excluded in these terms and conditions.

2. Prices

All prices are ex works, excluding insurance and packaging. The prices are net prices; the value-added tax is stated and charged separately according to the legally binding rate at the time of invoicing. The prices valid on the day of delivery are binding unless explicitly arranged otherwise.

3. Conclusion of Contract

SORG's offers are invitatio ad offerendum (invitations to treat). Ordering goods counts as an obligatory offer of contract on the part of the purchaser. Unless the order suggests otherwise, we have the right to accept this contract offer within two weeks time after reception. The acceptance of an offer of contract is effected by the confirmation of the order.

4. Terms of Payment

(1) Provided that no other agreements exist, payment is to be made by paying in advance - 50% at placing of order, 50% pre-delivery of goods. The purchaser bears any costs arising from transactions or discounting.

(2) If a 30-day payment deadline is exceeded, a delay rate of 9% on top of the respective base rate of the European Central Bank falls due without the need for prior notices. Beyond that, the purchaser is charged 3,- € for any reminder sent. We reserve the right to make use of the commercial due rate according to § 353 HGB. A higher damage for delay may be enforced via a suitable verification.

5. Offers and Validity

All current price lists are generally valid until December 31 of the respective year, or until new price lists are published. The latest version of the price list will always be provided on our homepage. Offers older than 3 months at that point expire and must be replaced with new offers and prices.

6. Time of Delivery and Delay

We state the terms of delivery when accepting the order. The delivery date is non-binding and has mere guideline value - especially with regard to customised products. The terms for delay in delivery are defined by legal regulations. In any case, a writing notice issued by the purchaser is necessary for them to take effect.

7. Force Majeure (Act of God)

(1) SORG is not to be held responsible for the following delays of delivery. This also applies if these causes occur with respect to legal representatives, auxiliary persons, or deliverers of SORG: Circumstances of force majeure as well as other extraordinary events that are unpredictable and unavoidable for, and not caused by, SORG, and that only occur after ordering or reserving, and that SORG could not have known about. Moreover, this applies in case of strikes, fire, floods, labour disputes, business disruptions, altered magisterial approbation and legal situation, and magisterial orders which are not due to operational risks.

(2) In the cases of paragraph 1, SORG is eligible to delay delivery/performance for the time of hindrance as well as an appropriate start-up time. If SORG thus causes unacceptable complications for the purchaser, both SORG and the purchaser are eligible to withdraw from the contract. Circumstances that only lead to a temporal and hence acceptable delay of delivery and performance are excluded from this right. The legal rights of the client remain unaffected.

8. Dispatch

We generally dispatch uncovered by insurance and at the recipient's risk. We transfer the risk of accidental loss or deterioration of the goods as well as delay on to the client at the moment of passing the goods on to the forwarder, bearer, or any other person/institute responsible for delivery. SORG will make any effort to respect the client's wishes in terms of path and kind of delivery. Any costs caused by this (including agreed carriage free delivery) are to be covered by the client. In the case of carriage free delivery conducted by SORG, the recipient is required to put forward any carriage costs for a refund. If the client wishes the dispatch to be delayed, any risk of loss or deterioration of the goods is carried by the recipient from the first day of readiness for dispatch. The goods dispatched are only insured upon special demand and at the cost of the recipient.

9. Damage through Delivery Angelieferte Gegenstände sind, auch wenn sie unwesentliche Mängel. Upon delivery, the goods need to be checked for obvious damage in the presence of the bearer. Any damage is to be documented in a written form and co-signed by the bearer. This protocol is to be forwarded to us immediately. Delayed reclamations, or reclamations not signed by the bearer, cannot be taken into account.

10. Warranted Features, Receipt, and Technical Alterations

Delivered objects, even with minor damage, are to be accepted by the client, even if § 433 paragraph 1 BGB is not fulfilled. Partial deliveries are permissible. Features only count as warranted if explicitly designated as such. A warranty of condition can only be asserted explicitly and in a written form. SORG reserves the right for technical alterations, especially for solutions of equal or higher value.

11. Warranty for Defects

(1) SORG warrants for any defects of delivered new goods for 12 months as long as the purchaser is not the user (§§ 474, 13 BGB). Should the purchaser be the user then the warranty period is two years for new goods, for used goods 12 months. Should the purchaser also be an entrepreneur, then the liability for used items is void, as long as there is no claim for compensation according to N° 12.

(2) The purchaser's claim for defects presuppose that he has attended his obligation to give notice of defects on the legal grounds for his reasons of inquiry (§§ 377, 381 HGB). If defects are found during the inspection or at a later point, we are to be notified in writing without delay. The notice counts as not delayed if issued within two weeks. Posting the notice on time suffices for the keeping of the term. Independently from this obligation to inspect and give notice, the purchaser

is to report obvious defects (including wrong and short delivery) within two weeks upon delivery (again, posting the notice on time suffices). If the purchaser misses the proper inspection and/or notice of defects, we do not warrant for the reported defects. If the delivered good is detected, we may choose to conduct supplementary performance either by repairing the defect (subsequent improvement) or by delivering flawless goods (compensation delivery). Our right to refuse the chosen method of supplementary performance on the respective legal grounds remains untouched.

(3) Our liability for defects expires when alteration or maintenance works are done by the client or a third-person-party without our prior written permission. Consequences of excessive strain, negligent or incorrect handling, and violent damage are excluded from the warranty for defects.

12. Further Liability

(1) With respect to compensation - regardless of the legal cause - SORG is only liable in case of malice and act of gross negligence. In case of slight negligence, SORG is only liable for damage of life, body, health, and for damage caused by the negligence of an essential contractual obligation (an obligation whose fulfilment make the proper realisation of the contract possible in the first place and in whose fulfilment the contract partner regularly trusts and can trust). In this case, however, our liability does not exceed the covering of predictable, typically occurring damage.

(2) A free right to termination on the part of the purchaser (acc. to § 651, 649 BGB in particular) is precluded. Otherwise, the usual prerequisites and legal consequences apply.

13. Costs of Supplementary Performance

Costs of supplementary performance cannot be charged on SORG's account.

14. Voluntary Withdrawal of Goods

SORG is not obliged to take back any delivered end products or parts thereof. If SORG voluntarily decides otherwise in individual cases (especially for therapeutically altered requirements or deaths), SORG refunds a maximum of 75% of the delivery costs for unused parts whose delivery does not date back more than three months. There is no legal obligation concerning withdrawal in this respect. Deliveries which date back more than three months as well as sewed parts and customised products are not returnable. A copy of the delivery note or the bill serves as proof of age of delivery.

15. Reservation of Ownership

Goods delivered by SORG remain the property of SORG until any obligations from the parties' business contract on the part of the purchaser have been redeemed. This also applies if SORG has adapted individual or all claims into a running account which has been balanced and acknowledged. The purchaser has the right to dispose of the goods in the proper course of business. The purchaser hereby yields all claims to SORG which arise from the resale against the purchaser or third parties. The purchaser is authorised to withdraw these claims even upon conveyance. SORG's right to withdraw the claims remains untouched. However, SORG is obliged not to withdraw the claims as long as the purchaser complies with his duty of payment and any other duties. SORG has the right to demand that the purchaser makes known the yielded claims and their debtors, that he provides all information necessary for conveyance, and that he hands in all associated documents. As long and insofar the reservation of ownership is intact, the purchaser must not transfer any goods for securing or bailment without SORG's permission. The purchaser may process or alter the goods for the benefit of SORG exclusively. If processed with other goods which do not belong to SORG, SORG obtains co-ownership of these new goods in relation to the invoice value to the cost price of the other processed goods. If a third party interferes with SORG's ownership, the purchaser is to notify SORG immediately. The purchaser must not make any agreements with other purchasers which may exclude or limit SORG's rights. In particular, the purchaser must not make any agreements which destroy or limit the advance assignments to SORG. If the estimated value of the existing guarantees exceeds the claims to be ensured by more than 20%, SORG is insofar obliged to release by request of the purchaser.

16. Copyright Protection

If SORG conveys any images, drawings, indications of weight or measurements, technical documentations, or other product descriptions and documents (including electronic ones), the respective indications only apply if explicitly stated that they do. SORG reserves ownership and copyright of all these documents. They may only be made available to third parties upon SORG's explicit permission.

17. Place of Fulfilment, Place of Jurisdiction, and Severability Clause

(1) The law of the Federal Republic of Germany applies for these Terms and Conditions and all legal relations between us and our business partners. All international and supranational (contractual) legal systems, the UN Convention on Contracts for the International Sale of Goods in particular, are hereby excluded. Prerequisites and effects of the reservation of ownership acc. to no. 15 are subject to the right of the respective storage location of the good if the choice of law made in favour of the German law is illegitimate or ineffective. The only place of jurisdiction (also on an international basis) for any disputes arising directly or indirectly from the contractual relationship is, according to German Commercial Code, our office in Oberhausen-Rheinhausen, Germany. However, we also have the right to file a suit concerning the general jurisdiction of the purchaser.

(2) If any clause in these Terms of Conditions should turn out to be ineffective, this does not affect the effectiveness of all other clauses.

Technical alterations and misprints reserved. As of: January 2017

SORG Rollstuhltechnik GmbH + Co. KG
Benzstr. 3-5, 68794 Oberhausen-Rheinhausen / Germany
Phone +49 7254 / 9279-0
Fax +49 7254 / 9279-10
info@sorgrollstuhltechnik.de, www.sorgrollstuhltechnik.de