

Vector Family



*Active wheelchair
for every age group
Active, versatile and individual*



The active All-rounder



*Active wheelchair with
detachable leg supports*

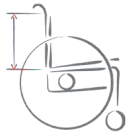
Vector

The faithful companion

German aid index N° 18.50.03.6004



seat width
26-46 cm
(+4 cm)



back height
25-50 cm
(+5 cm)



seat depth
28-50 cm
(+4 cm)



weight capacity
120 kg



wheel sizes
22" - 26"



caster sizes
4", 5", 5.5", 6", 7"



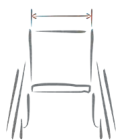
Overview

- rigid wheelchair for adolescents and adults
- perfect adaptation to the therapeutic demands of each individual user, from childhood to adulthood
- individual adjustment of the seat unit without affecting the wheel base
- smooth handling with minimized effort
- suitable as a seat for transport in a vehicle according to ISO 7176-19

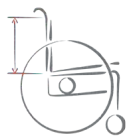
Vector BSA

The plus in versatility

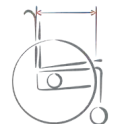
German aid index N° 18.50.03.6005



seat width
30-46 cm
(+ 4 cm)



back height
30-50 cm
(+ 5 cm)



seat depth
34-50 cm
(+ 4 cm)



weight capacity
120 kg



wheel sizes
22"- 26"



caster sizes
4", 5", 5,5", 6", 7"



CRASH TESTED
ISO 7176-19



Overview

- rigid wheelchair with detachable leg supports
- perfect adaptation to the therapeutic demands of each individual user, from childhood to adulthood
- individual adjustment of the seat unit without affecting the wheel base
- smooth handling with minimized effort
- suitable as a seat for transport in a vehicle according to ISO 7176-19



Unique people, unique solutions.

One name – two models

Family overview:

	Vector	Vector BSA
Seat width	26 - 46 cm	30 - 46 cm
Seat depth	28 - 50 cm	34 - 50 cm
Back height	25 - 50 cm	30 - 50 cm
Weight capacity	120 kg	120 kg
Wheel sizes	20" - 26"	22" - 26"
Caster sizes	4", 5", 5,5", 6", 7"	4", 5", 5,5", 6", 7"
Abduction (slight or strong)	✓	✓
Grow in three dimensions (seat width, seat depth, seat height)	✓	✓
Suitable as a seat for transport in a vehicle according to ISO 7176-19	✓	✓

Equipment examples

All equipment options are on the order form of the corresponding wheelchair



anatomically formed
seat unit



seat and back cover



double hand rim



adjustable camber



tiltable back



Sun shade



brake integrated into the
clothing guard side parts



leg support swings to the
side and can be detached



growable leg support

